

# WATER PUMP CATALOGUE

## TRUCK & BUS SECTION

### ALL MAKES



SINERT



# SP

## WATER PUMPS

WEB EDITION

S.P. WATER PUMPS LTD

18 Tatton Court, Kingsland Grange, Woolston,  
Warrington, Cheshire. ENGLAND. WAI 4RR

TEL: +44(0)1925 850082 FAX: +44(0)1925 850083

Email:sales@spwaterpumps.co.uk Web Site:www.spwaterpumps.co.uk



## **SECTION 31**

# **APPLICATION**


# **MAN**

**WATER PUMPS WASSERPUMPEN  
POMPE A EAU BOMBA DE AGUA  
POMPA ACQUA**

**S.P. WATER PUMPS LTD  
18 Tatton Court, Kingsland Grange, Woolston,  
Warrington, Cheshire. ENGLAND. WAI 4RR  
TEL: +44(0) 1925 850082 Fax: +44(0) 1925 850083  
Email:sales@spwaterpumps.co.uk Web Site:www.spwaterpumps.co.uk**

TAVOLE DI CONVERSIONE  
TABLE DE CONVERSION  
CONVERSION TABLE

MAN



NUMERO ORIGINALE NUMERO ORIGINAL ORIGINAL NUMBER	NUMERO SOSTITUTIVO REPLACE PAR NUMERO REPLACED BY NUMBER	RIFERIMENTO OMP REFERENCE OMP OMP REFERENCE
06.08040.0607		341.821
06.16050.0112		343.002
06.29020.0125		349.124
06.29020.0128		341.184
06.29020.0131		341.284
06.29020.0132		341.787
06.29140.0110		341.191
06.37769.0051		343.011
06.56180.0709		343.095
06.56190.0713		343.002
06.56190.0718		341.822
06.56331.2164		343.017
06.56341.2122		341.798
51.06500.6095	51.06500.6236	
51.06500.6122	51.06500.6235	
51.06500.6128	VEDI 343.070	
51.06500.6130	51.06500.6200	
51.06500.6147	51.06500.6156	
51.06500.6156	VEDI 343.035	
51.06500.6162	51.06500.6165	
51.06500.6165		343.045
51.06500.6174	51.06500.6184	
51.06500.6184	VEDI 343.040	
51.06500.6200	VEDI 343.050	
51.06500.6222		343.140
51.06500.6235		
51.06500.6236		
51.06500.6228		343.230
51.06500.6282		343.260
51.06500.6302	51.06500.6430	
51.06500.6374	51.06500.6423	
51.06500.6387	51.06500.6282	
51.06500.6408		343.265
51.06500.6423		343.280
51.06500.6426		343.345
51.06500.6430		343.270
51.06500.6476		343.310
51.06500.6479		343.340
51.06500.6480	51.06500.6543	
51.06500.6492		343.350
51.06500.6495		343.320
51.06500.6543		343.330
51.06501.0095		343.072
51.06501.0121		343.039
51.06501.0129		343.065
51.06501.0148		341.826
51.06501.0160		341.836

NUMERO ORIGINALE NUMERO ORIGINAL ORIGINAL NUMBER	NUMERO SOSTITUTIVO REPLACE PAR NUMERO REPLACED BY NUMBER	RIFERIMENTO OMP REFERENCE OMP OMP REFERENCE
51.06501.0164	51.06501.0199	
51.06501.0166		343.287
51.06501.0199		343.271
51.06501.0214		341.971
51.06501.0216		
51.06501.0218		
51.06501.5010		
51.06503.0262		
51.06503.5014		343.275
51.06504.0014		341.786
51.06504.0024		343.279
51.06505.5011		343.099
51.06505.6008		343.075
51.06505.6010		343.249
51.06505.6034	51.06505.6045	
51.06505.6039		343.246
51.06505.6040	51.06505.6042	
51.06505.6042		343.021
51.06505.6044		343.062
51.06505.6045		343.003
51.06505.6047	51.06505.6049	
51.06505.6049		343.032
51.06506.0062		343.139
51.06506.0063		341.799
51.06506.0066		343.272
51.06506.0090		343.229
51.06506.0100		
51.06512.0019		343.027
51.06520.0018	VEDI 343.015	
51.06520.0023	51.06520.0026	
51.06520.0024	VEDI 341.858	341.805
51.06520.0026	51.06520.0032	
51.06520.0032	VEDI 341.858	341.815
51.06520.0037	51.06520.0060	
51.06520.0060	51.06520.0064	
51.06520.0064	51.06520.0068	
51.06520.0068	51.06520.0080	
51.06520.0080		341.858
51.06520.6004	51.06520.6012	
51.06520.6005	51.06520.6013	
51.06520.6012		343.012
51.06520.6013		343.013
51.06599.6002		342.109
51.06599.6005		342.110
51.06599.6007		342.211
51.06599.6008		342.101
51.06599.6012	51.06599.6033	

OGNI RIFERIMENTO ORIGINALE E' ASSOLUTAMENTE INDICATIVO. CHAQUE REFERENCE ORIGINAL EST ABSOLUMENT INDICATIVE. EVERY ORIGINAL PART NUMBER HAS TO BE CONSIDERED FOR REFERENCE PURPOSE ONLY.




SUITABLE







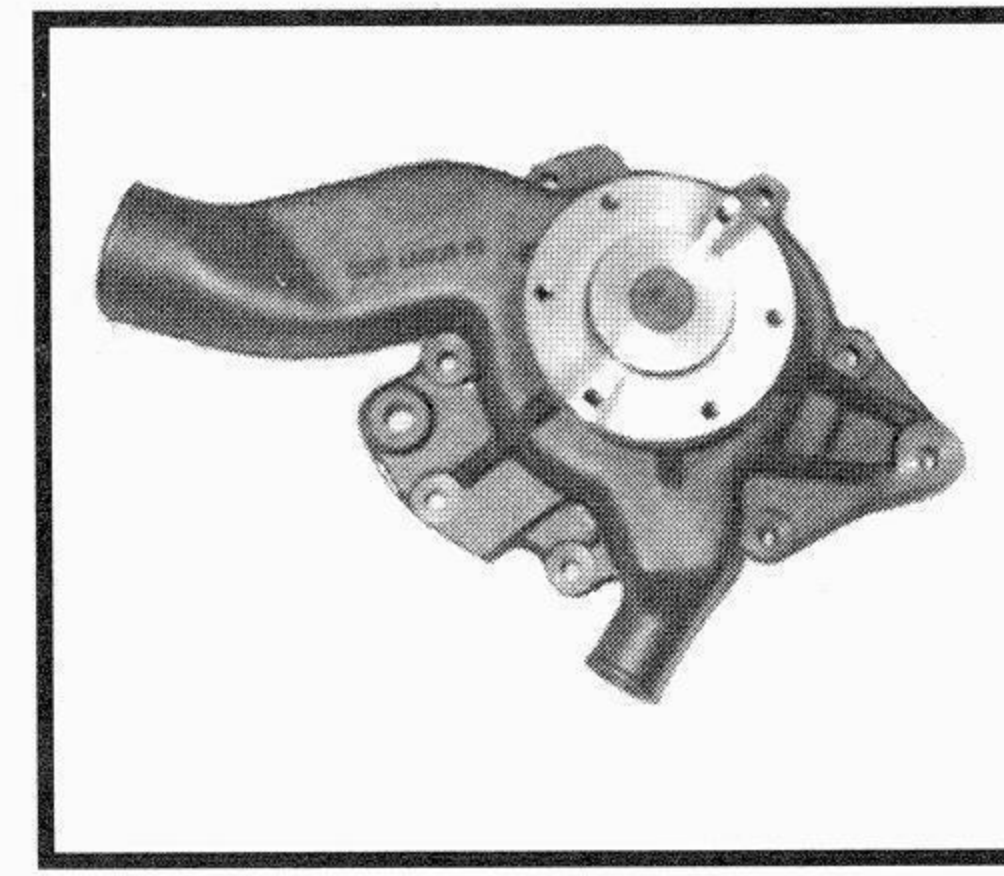
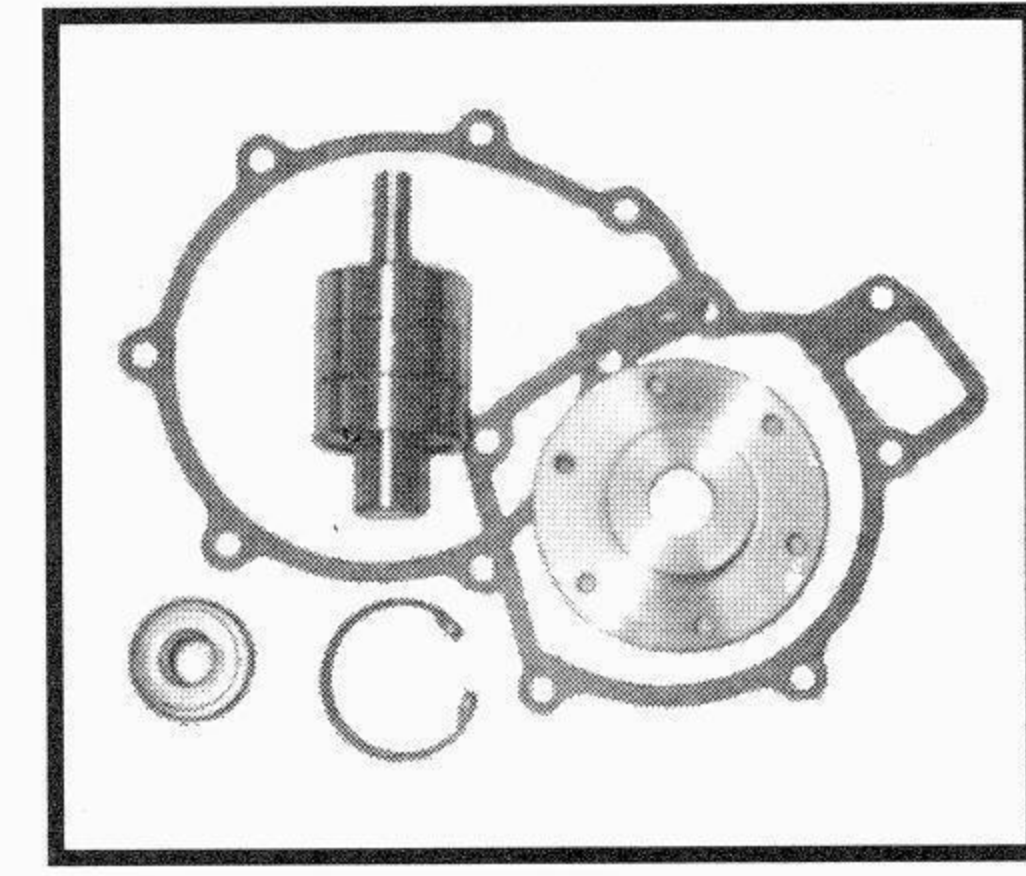
**MAN**

**AUTOCARRI - CAMIONS - TRUCKS - LKW**

**Tel:+44(0)1925 850082 Fax: +(0)44 1925 850083**

**www.spwaterpumps.co.uk**





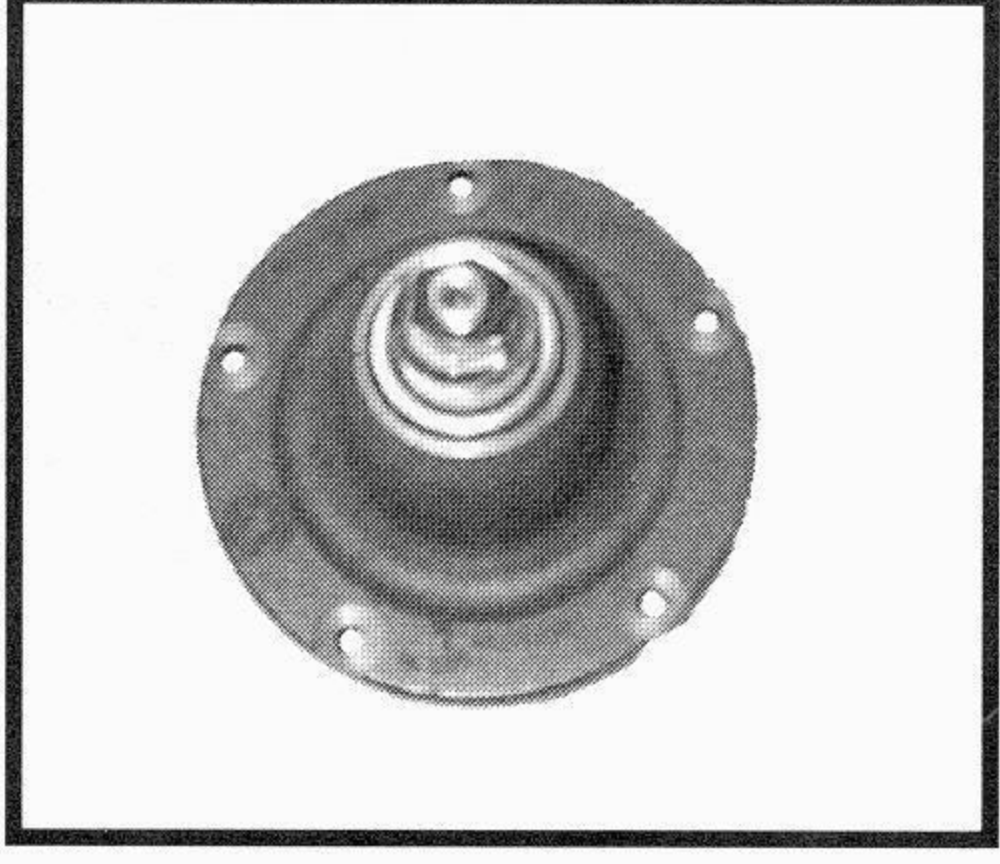



TIPO O MODELLO TYPE OU MODELE TYPE OR MODEL	MOTORE MOTEUR ENGINE	POMPA ACQUA POMPE A EAU WATER PUMP OMP REF. / O.EM. REF	KIT RIPARAZIONE NECESSAIRE DE REP. REPAIR KIT OMP REF. / O.EM. REF
6.90 F / FK 7.90 F / FK 8.90 F / FK  6.100 F / FK - 8.100 F / FK  8.136 F / FS / FK 9.136 F / FS / FK 10.136 F / FK 12.136 F / FL / FK 14.136 F / FL / FK  8.150 F / FL / FS / FK 9.150 F / FS / FK 10.150 F / FL / FK	D 0224 MF  D 0824 GF  D 0226 MF  D 0826 GF	<p><b>343.270</b> 51.06500.6430</p> 	<p><b>342.199</b> 51.06599.6023</p>  <p><b>342.198</b> 51.06599.6022 senza girante / without impeller</p>
12.170 F / FL / FS / FK 14.170 F / FL / FS / FK 16.170 F / FL / FK / FAK 17.170 F / FL / FK / FAK  12.192 F / FL / FS / FK 14.192 F / FL / FS / FK 16.192 F / FL / FS / FK 17.192 F / FL / FS / FK / FAK  14.220 F / FL / FS / FK 15.220 F / FL / FS / FK 16.220 F / FL / FS / FK 17.220 F / FL / FS / FK	D 0226 MKF / 170  D 0226 MKFA / MKH  D 0826 LF	<p><b>343.280</b> 51.06500.6423</p> 	<p><b>342.238</b> 51.06599.6040</p>  <p><b>342.240</b> 51.06599.6039 senza girante e mozzo / without impeller &amp; hub</p>
<p><b>L 90 series</b> 6.100 - 8.150 9.150 - 10.150</p> <p><b>M 90 series</b> 12.192 - 14.232 - 17.232</p> <p><b>L 2000 series</b> 6.103 - 6.113 - 8.153 - 8.163 8.224 - 9.153 - 10.153 - 10.224</p> <p><b>M 2000 series</b> 12.192 - 12.232 - 14.232 11.224 - 13.224 - 15.224 <b>18.224</b></p>	D0824 LF D0826 LF D0826 LF 01/05 D0826 LF 02/06 D0826 LF 217 D0824 LFL  D0826 LFL 03  <b>S &amp; T Reg</b>	<p><b>343.310</b> 51.06500.6476</p>  <p><b>note : girante / impeller Ø 125 mm</b></p>	<p><b>342.241</b> -</p> 
<p><b>M 90 series</b> 18.272</p> <p><b>M 2000 series</b> 13.264 - 15.264 - 18.264</p>	D0826 LF04  D0826 LFL09	<p><b>343.320</b> 51.06500.6495</p>  <p><b>note : girante / impeller Ø 135 mm</b></p>	<p><b>342.241</b> -</p> 

I ricambi non sono originali ma adattabili . Ogni riferimento originale é assolutamente indicativo .  
 Spare parts are not original but perfectly suitable . Every original part number has to be considered for reference purpose only .

SUITABLE

**MAN****AUTOCARRI - CAMIONS - TRUCKS - LKW****Tel: +44(0)1925 850082 Fax: +(0)44 1925 850083****www.spwaterpumps.co.uk****SP**  
WATER PUMPS





TIPO O MODELLO TYPE OU MODELE TYPE OR MODEL	MOTORE MOTEUR ENGINE	POMPA ACQUA POMPE A EAU WATER PUMP	KIT RIPARAZIONE NECESSAIRE DE REP. REPAIR KIT
8.156 F 8.156 F 9.156 F	D 0836 HMN 70 D 0846 HMN 1 D 0846 HMXN	<b>343.045</b> 51.06500.6495  	<b>342.111</b> 51.06599.6007  <b>343.062</b> 51.06505.6044 albero completo / complete shaft
9.186 F 9.216 F - 12.215 F 13.215 F - 13.230 F 13.230 F / FS / FK 16.186 F / FN 16.215 FN - 19.215 DF 16.230 F - 19.230 DF 19.230 DH	D 2146 MN D 2156 HMN D 2156 HMN 1/6 D 2356 HMN D 2146 MN 3/11 D 2156 HMN D 2356 HMN D 2356 HM2/4/9	- 51.06500.6156 con basamento / with housing  <b>343.035</b> --- senza basamento / without housing	<b>342.101</b> 51.06599.6008  <b>343.003</b> 51.06505.6045 albero completo / complete shaft
9.192 H / HT / HAT / HAK 9.216 H 10.192 H 10.210 HA / HS / HK / HAK 10.230 F - 13.230 F - 16.230 FN 11.210 TL 12.192 H / HT / HAK 12.215 H / HA / HAT - 13.215 H 12.230 H / HT / HAT - 13.230 H 15.230 H - 21.230 DH - 22.230 DH 14.215 H - 15.216 H - 16.215 F 15.215 H - 16.215 H - 19.215 DH / DHA 16.256 H - 19.256 H / DHAK 22.256 H - 26.256 H - 30.256 19.215 F 19.230 F - 26.230 F 21.215 DH - 22.215 DH / DHA / DHAT 22.215 H	D 2156 MY / MX D 2156 HMX D 2156 MY D 2146 MT 1 D 2356 HMXN D 2146 MT 1 D 2156 MY / MX D 2156 HMX / HM3/9 D 2356 HM 2/4/9 D 2356 HM 2/4/9 D 2156 HMX D 2156 HM 3/9 D 2156 MTX D 2156 MTX D 2156 HMY D 2356 HMXN D 2156 HM 3 / 9 D 2156 HMX	- 51.06500.6128 con basamento / with housing  <b>343.070</b> --- senza basamento / without housing	<b>342.110</b> 51.06599.6005  <b>343.075</b> 51.06505.6008 albero completo / complete shaft
19.256 H 19.256 DHAK	D 2156 MTN D 2156 MTXN	- 51.06500.6184 con basamento / with housing  <b>343.040</b> --- senza basamento / without housing	<b>342.101</b> 51.06599.6008  <b>343.032</b> 51.06505.6049 albero completo / complete shaft

I ricambi non sono originali ma adattabili . Ogni riferimento originale é assolutamente indicativo .

Spare parts are not original but perfectly suitable . Every original part number has to be considered for reference purpose only .

SUITABLE

**MAN****AUTOCARRI - CAMIONS - TRUCKS - LKW****Tel:+44(0)1925 850082 Fax: +(0)44 1925 850083****www.spwaterpumps.co.uk****SP**  
**WATER PUMPS**

TIPO O MODELLO TYPE OU MODELE TYPE OR MODEL	MOTORE MOTEUR ENGINE	POMPA ACQUA POMPE A EAU WATER PUMP	OMP REF. / O.EM. REF	KIT RIPARAZIONE NECESSAIRE DE REP. REPAIR KIT	OMP REF. / O.EM. REF
8.192 - 13.168 F - 13.192 F 14.192 H - 20.192 D / DHR  12.168 - 14.168 - 15.168 16.168 - 19.168  15.192 - 16.192 - 22.192  13.168 HA / HAK / HK  13.240 - 15.200 - 15.240  16.240 F - 19.240 H / HA 22.192FNL/FNML - 32.232 DH / DHA 32.240 DH / DHA  16.240 H / HK / HT / HAK / HAT  16.240 FT  16.200 F - 19.200 - 22.240 24.240 FVL - 26.240 / DF - 30.240  24.192 FVL	D 2555  D 2555 M / MX  D 2555 M / MX  D 2555 M  D 2556 M / MX  D 2556 MF  D 2556 MX  D 2556 MXF  D 2556 M / MF  D2556		<b>343.140</b> 51.06500.6222	<b>342.162</b> 51.06599.6033	
30.230 H 14.240 - 20.240 - 20.240 D  15.240 - 16.240 - 19.240 - 26.240 - 32.240  15.240 - 16.240 - 19.240 22.240 FNL - 26.240 - 30.240VF  16.256 - 19.256 - 26.256 - 30.256 - 32.256  16.280 - 20.280 FVLS - 22.280 FNL 26.280 - 30.280 VF  19.280 - 26.280 - 32.280  19.280 F / FL / FS / FT  16.320 - 19.320 - 20.320 - 26.320 - 30.320 - 32.320  16.320 - 19.320 - 30.320 - 32.320	D 2356 HMX D2566--> fino al mot. 491059  D 2566M-->fino al mot.491059  D 2566 MF -->fino al mot.491059  D2538M / MF--> fino al mot. 3581000  D 2566 MTF --> fino al mot. 3644048  D2566 MT --> fino al mot. 3644048  D2566MTL--> fino al mot.3644048  D2530 MF --> fino al mot.3358073  D2538 / MT --> fino al mot. 3581000		<b>343.230</b> 51.06500.6228	<b>342.162</b> 51.06599.6033	
20.320 FVLS - 22.320 FNL 14.240 - 15.240 - 16.240 - 19.240 - 20.240 - 26.240 - 32.240 15.240 - 16.240 - 19.240 - 22.240 FNL - 26.240 - 30.240VF  19.242 - 24.242 - 32.242 - 33.242 - 40.242 - 41.242 - 48.242 16.256 - 19.256 - 26.256 - 30.256 - 32.256 16.262 - 24.262 - 32.262 - 33.262 - 40.262 - 41.262  16.280 - 20.280 FVLS - 22.280 FNL - 26.280 - 30.280 VF  19.280 - 26.280 - 32.280 19.281 H - 26.281 DH 16.281 FTS - 19.281 F 20.281 FVLS - 22.281 FNL - 26.281 D - 30.281 V 16.320 - 26.320 - 30.320 - 32.320 16.320 - 30.320 - 32.320  16.321 FTS - 19.321 F - 20.321 FVLS 22.321 FNL - 26.321 D - 30.321 V - 32.321 D 19.322 - 33.322 <b>F90</b> 19.321 H - 26.321 - 32.321 DH 19.321 U / UL - 22.321 UNL 19.360 F - 30.360 V 19.361 F 19.362 F	D 2530 MF D 2566 / M dal mot.491060 --> D 2566 MF dal mot.491060 -->  D 2866 F D2538M / MF dal mot. 3581001 --> D 2865 - D 2865 LF  D2566 MTF dal mot. 3644048 -->  D2566 MT dal mot. 3644049 --> D 2566 MK D 2566 MKF / 280 D 2566 MKF D2530 MF dal mot. 3358074 --> D2538 / MT dal mot. 3581001 -->  D 2566 MKF D 2865 D 2566 MK D 2566 MKUL D 2530 MTXK D 2866 KFZ D 2866 KF		<b>343.260</b> 51.06500.6282	<b>342.162</b> 51.06599.6033	
24.292 - 32.292 - 33.292 40.292 - 41.292 - 48.292  24.332 - 32.332 - 33.332 40.332 - 41.332 - 48.332  19.343 - 33.343 <b>F 2000</b>  19.372 - 25.372 - 26.372 - 33.372 <b>F90</b>  24.362 - 32.362 - 33.362  33.362 - 40.362 - 41.362 - 48.362  33.365  19.403 - 26.403 - 33.403 - 41.403 <b>F 2000</b>  19.422 - 25.422 - 26.422 - 33.422 <b>F90</b>  32.462 - 33.462 - 40.462 - 48.462  19.463 - 26.463 - 33.463 - 41.463 <b>F2000</b>	D 2866 LFZ / 290  D 2866 LFZ  D 2865 D 2866 D 2866 KFZ D 2866 KF D 2840 MF D 2866 D 2876 D 2540 D 2866		<b>343.265</b> 51.06500.6408	<b>342.162</b> 51.06599.6033	

I ricambi non sono originali ma adattabili . Ogni riferimento originale é assolutamente indicativo .

Spare parts are not original but perfectly suitable . Every original part number has to be considered for reference purpose only .


SUITABLE









**MAN**

**AUTOCARRI - CAMIONS - TRUCKS - LKW**

**Tel:+44(0)1925 850082 Fax: +(0)44 1925 850083**

**www.spwaterpumps.co.uk**











TIPO O MODELLO TYPE OU MODELE TYPE OR MODEL	MOTORE MOTEUR ENGINE	POMPA ACQUA POMPE A EAU WATER PUMP OMP REF. / O.EM. REF	KIT RIPARAZIONE NECESSAIRE DE REP. REPAIR KIT OMP REF. / O.EM. REF
<p><b>F 90 series</b></p> <p><b>F 2000 series</b></p> <p><i>tutte le versioni con pompa iniezione a comando elettronico</i></p> <p><i>all version with electronic drive injection pump</i></p>	<p>D 2865 LF 5 cyl.</p> <p>D2866LF - LXF 6 cyl.</p> <p>D2876 LF 6 cyl.</p>	<p><b>343.350</b> 51.06500.6492</p> 	<p><b>342.162</b> 51.06599.6033</p> 
<p><b>F 90 series</b></p> <p><b>F 2000 series</b></p> <p><i>tutte le versioni con pompa iniezione a comando elettronico + RITARDATORE</i></p> <p><i>all version with electronic drive injection pump + RETARDER</i></p>	<p>D 2865 LF 5 cyl.</p> <p>D2866LF - LXF 6 cyl.</p> <p>D2876 LF 6 cyl.</p>	<p><b>343.340</b> 51.06500.6479</p> 	<p><b>342.162</b> 51.06599.6033</p> 
<p><b>F90 Series</b></p> <p>19.502 - 26.502 - 33.502</p> <p><b>F 2000</b></p> <p>19.503</p> <p>19.603</p>	<p>D 2840 L</p> <p>D 2840 LF</p> <p>D2840 LF 20</p>	<p><b>343.345</b> 51.06500.6426</p> 	<p><b>342.162</b> 51.06599.6033</p> 
<p>11.190</p> <p>NL202F-NL222F NL252F-NL262F NL310F</p>	<p><b>D 0826 LUH213</b></p> <p><b>D0826LUH</b></p> <p><b>D0826LUH01- 06/08/10/12/13</b></p>	<p><b>343.360</b></p>  <p><b>O.E.M.:51.06500.6480</b></p>	<p><b>342.247</b></p>  <p><b>O.E.M.:51.06599.6055</b></p>

I ricambi non sono originali ma adattabili . Ogni riferimento originale é assolutamente indicativo .  
Spare parts are not original but perfectly suitable . Every original part number has to be considered for reference purpose only .


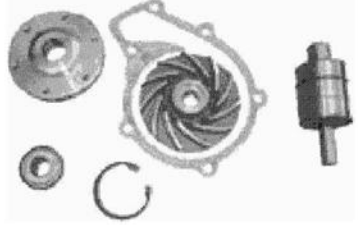












SUITABLE

**MAN****AUTOBUS - AUTOCARS - BUSES - OMNIBUSSE****Tel:+44(0)1925 850082 Fax: +(0)44 1925 850083****www.spwaterpumps.co.uk****SP**  
**WATER PUMPS**

TIPO O MODELLO TYPE OU MODELE TYPE OR MODEL	MOTORE MOTEUR ENGINE	POMPA ACQUA POMPE A EAU WATER PUMP OMP REF. / O.EM. REF	KIT RIPARAZIONE NECESSAIRE DE REP. REPAIR KIT OMP REF. / O.EM. REF
11.190  NL 202 F	D 0826 LUH 213	<b>343.330</b> 51.06500.6543  	 <b>NON DISPONIBILE</b> <b>NOT AVAILABLE</b>
750 HO	D 0836 HMU	- 51.06500.6200 con basamento / with housing   <b>343.050</b> --- senza basamento / without housing	<b>342.109</b> 51.06599.6002   <b>343.021</b> 51.06505.6042 albero completo / complete shaft
SG 192 SD 200 SL 200 SL 200 SG 220 - SUE 224 SUE 240 - SR 240	D 2556 HMXU  D 2556  D 2556 MX  D 2556 HXUH  D2556	<b>343.140</b> 51.06500.6222    note : girante bassa low impeller Ø 125 mm	<b>342.162</b> 51.06599.6033  
SG 192 - SL 200 - SUE 240 SR 240 - SR 280  SR 240 - SR 280 SR 280 FRH - SG 280	D 2566MUH ---> fino al motore 4091102  D 2566MTUH ---> fino al motore 4077098	<b>343.230</b> 51.06500.6228    note : girante / impeller Ø 125 mm	<b>342.162</b> 51.06599.6033  

I ricambi non sono originali ma adattabili . Ogni riferimento originale é assolutamente indicativo .  
Spare parts are not original but perfectly suitable . Every original part number has to be considered for reference purpose only .





TYPE OR MODEL	ENGINE	WATER PUMP	REPAIR KIT
L 2000 Series 6.103, 6.1123, 8.153 9.153, 10.153  M 2000 Series 11.153  8.125 STAR 8.155 STAR NM152 Midi Bus BREDA MENARINI BUS 230	DO824 FL DO824 LFL DO824 LFL 01/04/05/08-10  DO824LFL 09/10 STAR DO824 LOH 01/02/05 DO826 LFL 03/06/10 DO826 LFL 10	<p style="text-align: center;"><b>343.355</b></p>  <p style="text-align: center;">IMPELLER SET BEHIND GASKET FACE</p> <p style="text-align: center;"><b>51.06500.6515</b></p>	<p style="text-align: center;"><b>342.244</b></p>  <p style="text-align: center;"><b>51.06599.6060</b></p>
L 2000 Series 8.163, 9.163, 10.163 M 2000 Series 11.163	D0824  LFL 02/06/07  DO824 LFL 06  <b>135 mm Impeller</b>	<p style="text-align: center;"><b>343.365</b></p>  <p style="text-align: center;"><b>51.06500.6537</b></p>	<p style="text-align: center;"><b>342.246</b></p>  <p style="text-align: center;"><b>51.06599.6067</b></p>
F 2000 Series  Fixed Pulley  All Versions with Electric Drive Injection Pump EDC  MANUAL GEARBOX WITHOUT RETARDER	D 2865 LF 5 CYL  D 2866 LF, LXF 6 CYL  D 2976 LF 6 CYL	<p style="text-align: center;"><b>343.370</b></p>  <p style="text-align: center;"><b>51.06500.6437</b></p>	
F 2000 Series  Fixed Pulley  All Versions with Electric Drive Injection Pump EDC  MANUAL GEARBOX <b>WITH RETARDER</b>	D 2865 LF 5 CYL  D 2866 LF - LXF 6 CYL  D 2876 LF 6 CYL  <b>Retarder Flange</b> →	<p style="text-align: center;"><b>343.375</b></p>  <p style="text-align: center;"><b>51.06500.6546</b></p>	

TYPE OR MODEL	ENGINE	WATER PUMP	REPAIR KIT
5106 500 3235 5106 500 6612 5106 500 6606 5106 500 6575 5106 500 3235  LOH 15/17/18 LF 15/17/18 LFL 01/02/03/05  18.220	D0826 D0834 D0836  Raised Lug  Additional Mounting Hole  125mm Impeller	<p style="text-align: center;"><b>SP1683</b></p>  <p style="text-align: center;">5106 500 3235</p>	
<p><b>MAN TGA</b></p> 18 480 18 510, 18 530, 24,480, 26 510, 26 530, 32 480 32 510, 32 530 33 480, 33 510, 33 530,  51 06500 7045 51 06500 7047 51 06500 7048 51 06599 7065 51 06500 7066 51 06500 9048 51 06500 9052	<p><b>MAN TGA</b></p> 18 363 ECT  <b>D2866</b> LF26,27 28,32,36,37  <b>D2876</b> LF04,07, <b>D2876</b> LF05 <b>D2876</b> LF13 <b>D2876</b> LF12	<p style="text-align: center;"><b>SP1682</b></p>  <p style="text-align: center;">5106 500 9066</p>	
<p><b>MAN TGA, TGS, TGX</b></p> <p><b>D20 6cyl 10.518cc</b>  <b>D26 6cyl 12.419cc</b>                      COMMON—RAIL                      18.324 K, 18.364 K                      18.404 K, 18.444 K                      26.324, 26.364, 26.404                      26.444, 33.364, 33.404                      33.444, 35.364, 41.444</p>	D 2066 D 2076  235/320 235/360 235/400 324/440 353/480 397/540	<p style="text-align: center;"><b>SP1684</b></p>  <p style="text-align: center;">5106 500 7049</p>	<p style="text-align: center;"><b>Impeller</b></p> 
<p><b>MAN TGA, TGS, TGX</b></p> 5106 500 6594 5106 500 7070 5106 500 6587	<b>D0834</b> —LFL 40, 41,42,50,51,52, 53,54,55,56,60, 61/62/63/64/65 <b>D0836</b> - LF,41,43,44 <b>D0836</b> —LFL 40, 41,44,50,51,52 53/54/55 <b>D0836</b> — LOH 40,41,50 <b>D0836</b> —LUH 01, 02,40,41,50	<p style="text-align: center;"><b>SP1689</b></p>  <p style="text-align: center;">5106 500 6587</p>	<p style="text-align: center;"><b>Impeller</b></p> 



Tel: +(0)44 1925 850082 Fax: +(0)44 1925 850083  
www.spwaterpumps.co.uk

TYPE OR MODEL	ENGINE	WATER PUMP	REPAIR KIT

TYPE OR MODEL	ENGINE	WATER PUMP	
<b>TGX / TGS</b> COMMON RAIL EURO 4 / EURO 5  5106 500 6646	D2066 LUH  199/270 316/430	<p style="text-align: center;"><b>SP1685</b></p>  <p style="text-align: center;">5106 500 6646</p>	
<b>TGX / TGS</b> COMMON RAIL EURO 4 / EURO 5  5106 500 6642	D2676 LOH  338/460 397/540	<p style="text-align: center;"><b>SP1686</b></p>  <p style="text-align: center;">5106 500 6642</p>	
<b>TGX / TGS</b> COMMON RAIL EURO 4 / EURO 5  5106 500 7078 5105 500 9078 5106 501 3250 5106 500 7064 5106 500 9064  2005 on	<b>D0836</b> —1822 V5600  <b>D0834</b> —LFL 40, 41,42,50,51,52, 53,54,55,60,61, 62,63,64,65  <b>D0836</b> —LFL 40, 41,44  <b>D0836</b> —LOH 40, 41,50	<p style="text-align: center;"><b>SP1687</b></p>  <p style="text-align: center;">5106 500 7078</p>	<p style="text-align: right;">← M14 x 1.5</p>
<b>TGX / TGS</b> COMMON RAIL EURO 4 / EURO 5  5106 500 7079 5106 500 6651	<b>D0834</b> —LFG 50  <b>D0834</b> —LFL 50, 51,52,53,54,55  <b>D0834</b> —LOH 50, 51, 52, 53  <b>D0836</b> —LOH 51, 52,53,54,55,56, 57,58,62,63	<p style="text-align: center;"><b>SP1688</b></p>  <p style="text-align: center;">5106 500 7079</p>	<p style="text-align: right;">← M16 x 1.5</p>