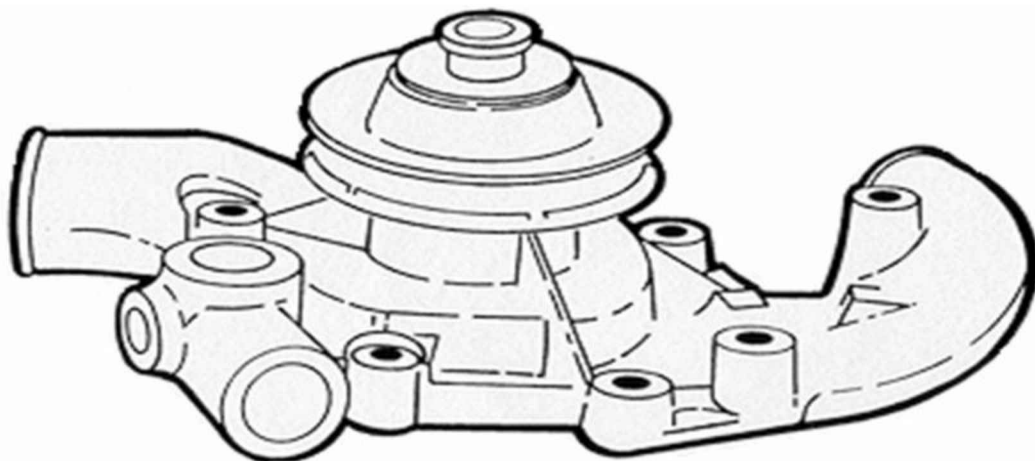


# **SP** **WATER PUMPS**

## *Exchange Water Pump*

### *Catalogue*

#### **OLDER VEHICLE APPLICATIONS**




**18 Tatton Court, Kingsland Grange  
Woolston, Warrington, Cheshire. England. WA1 4RR  
Tel: +44(0)1925-850082  
Fax: +44(0)1925-850083**

[Http://www.spwaterpumps.co.uk](http://www.spwaterpumps.co.uk) Email: [sales@spwaterpumps.co.uk](mailto:sales@spwaterpumps.co.uk)

## AEC & BEDFORD

**SP1000**




AEC 470

**SP1003**

AWAITING ILLUSTRATION

AEC 690


**SP1100**



3 HOLE BODY

BEDFORD TK 330


**SP1103**



3 HOLE BODY


BEDFORD TK 330 + Flange & NO Backplate

**SP1001**




AEC 471

**SP1005**



AEC 760


**SP1101**



8 HOLE BODY


BEDFORD TK 330 + Backplate & Pulley

**SP1002**




AEC 505

**SP1006**



AEC ROUTEMASTER

**SP1102**



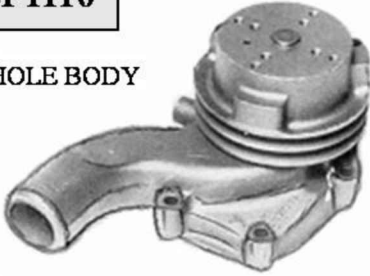
8 HOLE BODY

BEDFORD TK 330 + Backplate & Flange

## BEDFORD

**SP1110**


5 HOLE BODY



BEDFORD TL 330


**SP1119**

5/8 inch Shaft




BEDFORD 500

**SP1134**



BEDFORD 214 + Flange & Backplate


**SP1139**



BEDFORD R & S Series, 300 cu.in

**SP1112**


As SP1110  
But Fitted with  
6 inch Diameter  
Pulley



BEDFORD TL 330 MOD version 6 inch Pulley

**SP1122**

7/8 inch Shaft




BEDFORD 500 + 5 inch Diameter Pulley

**SP1135**



BEDFORD 214 + Pulley & Backplate


**SP1115**



BEDFORD KM 466


**SP1125**

As SP1122 But fitted with a  
5.5 inch Diameter Pulley



BEDFORD 500 + 5.5 inch Diameter Pulley

**SP1138**



BEDFORD YM Coach + 6.5 inch Dia Pulley

## CATERPILLAR PLANT

**SP2001**




XD3P, 4P3802, 7E6744

**SP2217**



1039745, 1146806, S4S, S6S

**SP1755**



Perkins Phasor



**SP1742**



329998, 0329981, 7C787

**SP1736**



328256, 5C1942, 3669964

**SP1756**



Perkins AR, AK Build—02/202365



**SP1738**



8N7325

**SP1743**



4W7684

**SP2218**



Perkins 11 Srs—RE, RG Build—02/202480



## CUMMINS

**SP1200**




CUMMINS 220 Small Type

**SP1210**



CUMMINS 220 + 8 inch Pulley Extension

**SP1211**




CUMMINS 220 + No Extension on Pulley

**SP1217**




CUMMINS NH250

**SP1218**




CUMMINS 250 Small Version

**SP1222**




CUMMINS 290 (855 engine) Polly V Pulley

**SP1223**



CUMMINS 290 + Narrow 2 Groove Pulley


**SP1224**



Fitted with a Wider Pulley Belts


CUMMINS 290 + Wide 2 Groove Pulley

**SP1227**




CUMMINS 290 + Short Body & Polly V Pul-

**SP1228**



CUMMINS 290 + Short Bdy & Twin Pulley

**SP1233**



CUMMINS L10 4 hole Mounting

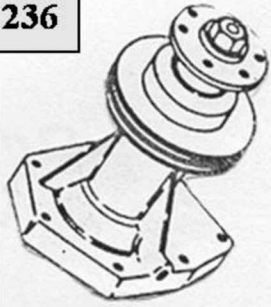
**SP1234**



CUMMINS L10 M111 Series 3 Hole Mount-

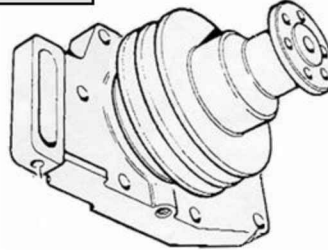
## CUMMINS

**SP1236**



CUMMINS 240 NT

**SP1237**



CUMMINS 240 NT + Jockey Wheel Bracket

**SP1240**

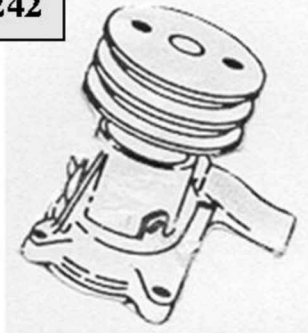


CUMMINS V504

**SP1241**

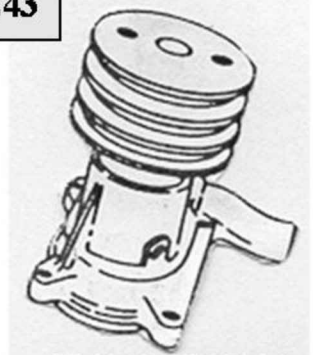
CUMMINS V504 / 555

**SP1242**




CUMMINS V540 Twin Groove Pulley

**SP1243**



CUMMINS V540 Triple Groove Pulley

**SP1250**



CUMMINS KT1150 VT903

**SP1252**



CUMMINS 6BTAA-210 2 Hole Fitting

**SP1253**



CUMMINS 6CTAA-240 3 Hole Fitting

**SP1254**



CUMMINS N14-310,330,350,370,410

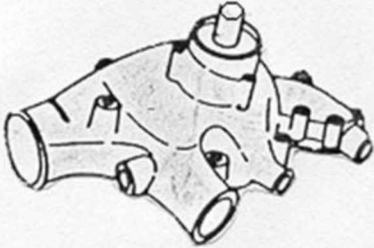
**SP1255**



CUMMINS 88 BIG CAM NTC-300,315,350,

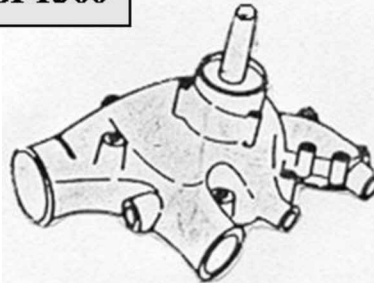
## DAF

**SP1299**



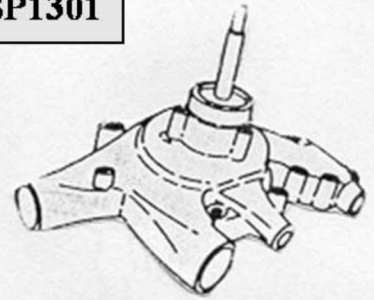
DAF 3300 Short Shaft + Keyway + Bolt

**SP1300**




DAF 3300 long Shaft + Keyway + Bolt

**SP1301**




DAF F2800 Long Shaft No Keyway &

**SP1302**



DAF F2000, 2200 Small Impeller

**SP1304**



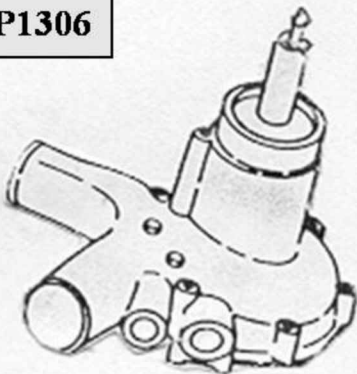
DAF F2000, 2200 large Impeller

**SP1305**




DAF 2300, 2500 DU 825 Turbo

**SP1306**



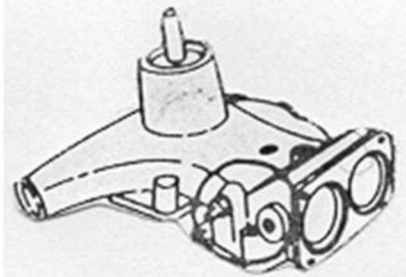
DAF DHRE 825 Long Shaft + Nut ret' Pulley

**SP1307**




DAF MB200 DKDL 1160

**SP1308**



DAF DT615

**SP1309**



DAF DHRE 825 Short Shaft Bolt Ret' Pulley

**SP1310**

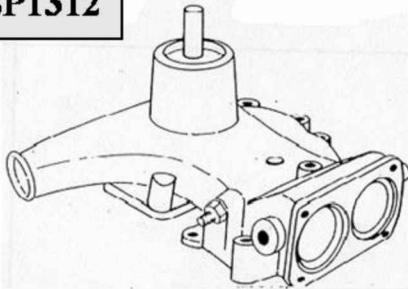
DAF F2000/2200

**SP1311**

DAF F80/FT80

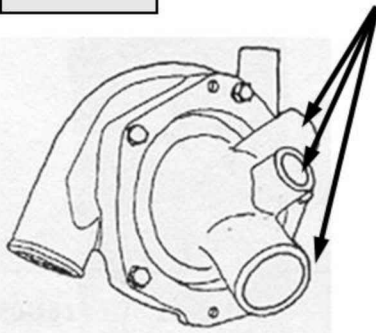
## DAF

**SP1312**




DAF F1600/2000 DT615

**SP1315** 3 Outlets on Backplate



DAF SB220 PSV MK1-1160 engine

**SP1319**



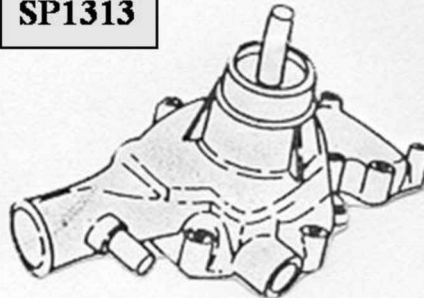
DAF 95 Series No Alternator Bracket

**SP1322**



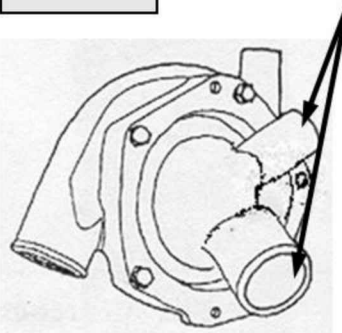
DAF 867 Coach Application

**SP1313**




DAF F2100

**SP1316** 2 Outlets on Backplate




DAF SB220 PSV MK2-1160 engine

**SP1320**



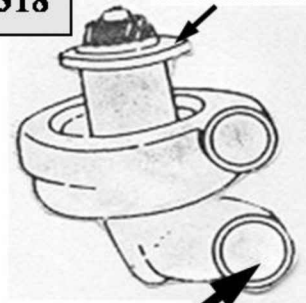
DAF 85 series With Alternator Bracket

**SP1314**



DAF F1900 DNT 620 Turbo Engine

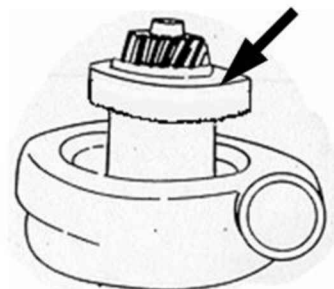
**SP1318** 3 Drilled Holes



1 Outlet on Backplate

DAF SB220 PSV

**SP1321** Deeper Boss With 3 Threaded Holes



DAF SB220 PSV MK1-1160 engine



## DAVID BROWN-CASE

**SP1391**



K200679, K200679EX, K945308, K201815  
4 CYL 94 SERIES.  
1294, 394, 1494, 990 NEW, 995, 996, 1210,  
1212.  
ENGINE 220008, 220103, 220105

**SP1392**



K200759  
6 CYL 94 SERIES.  
1594, 1694  
ENGINE 33002, 330102

**SP1393**



K262749, K952127, K915842  
990 OLD TYPE, 990 SEL, 1200  
ENGINE 33002, 330102

**SP1394**



K952713, K925067  
885 NEW TYPE, 770 SEL, 770 IMPL  
880 SEL, 880 IMPL, 1190 NEW TYPE  
ENGINE 355011  
MANUAL STEERING

**SP1395**



K200807  
1190, 1194  
ENGINE 165004  
POWER STEERING, AIRCO

**SP1396**



K207578  
1690  
ENGINE 330001

**SP1397**




K952714  
885 Q-CAB  
ENGINE 355011  
POWER STEERING, AIRCO

**SP1398**




K911964, K203618  
885 OLD TYPE, 1190, 770 A/B SEL  
880 A/B SEL, OLD TYPE  
ENGINE 355011, 165004, AD349/A  
AD 355/A  
MANUAL STEERING SN 580001

**SP1399**



K201815  
1490  
ENGINE

**SP1340**



K201750  
990 NEW TYPE, 1490  
ENGINE 220101, 449001

**SP1341**


K207178  
FORK TRUCK BONZER IND' ENGINE  
ENGINE AD4/47

**SP1342**

K262749, K915842, K952127


## FORD

**SP1400**



FORD D1000

**SP1401**




FORD D1000 TURBO

**SP1402**



FORD K Series Petrol

**SP1403**




FORD K Series Diesel

**SP1404**

**AS SP1403 BUT  
MARKED LUG IS AT  
POSITION "A"  
For Engines Fitted  
With a Header Tank**


FORD K Series Industrial / Marine Diesel

**SP1405**




FORD YORK 2.4 Diesel Transit

**SP1406**




FORD YORK + Viscous Fan Hub

**SP1409**




FORDSON 5000 Small Impeller

**SP1410**



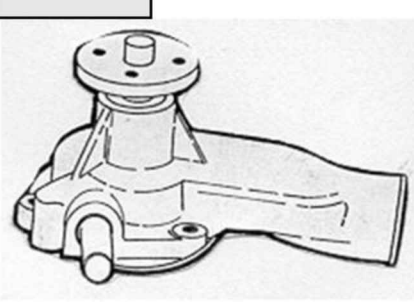
FORDSON 5000 large Impeller

**SP1411**




FORDSON 7000 Twin Belt Pulley

**SP1413**



FORD 360

**SP1414**




FORD OHC

## FORD



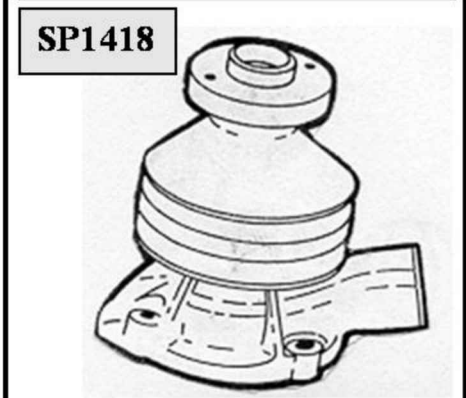
FORD HYMAC



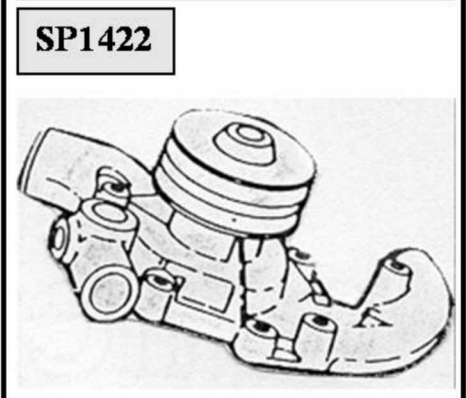
FORD R1014



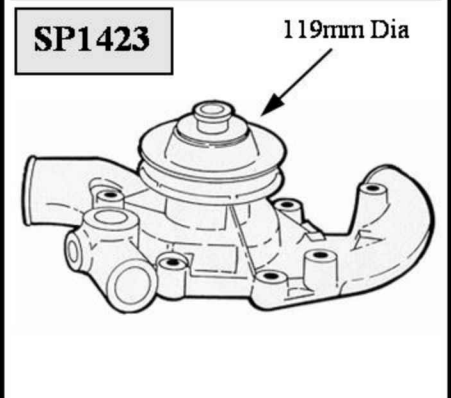
FORD R Series



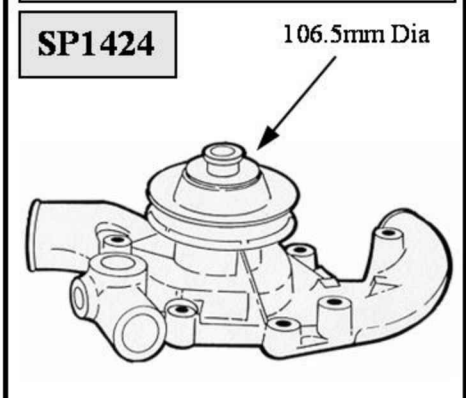
FORD R Series 360,380 Twin Alternator



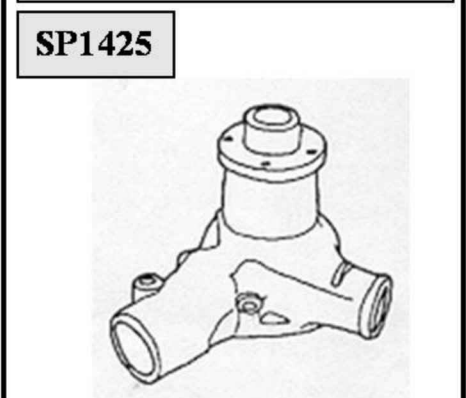
FORD CARGO 6 Cyl Twin Belt 104mm Pulley




FORD CARGO 6 Cyl 119mm Dia Pulley



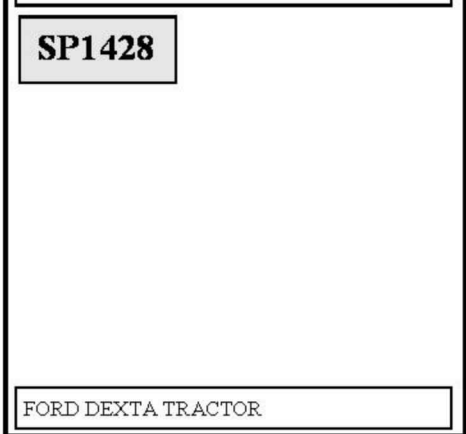
FORD CARGO 6 Cyl 106.5mm Dia Pulley



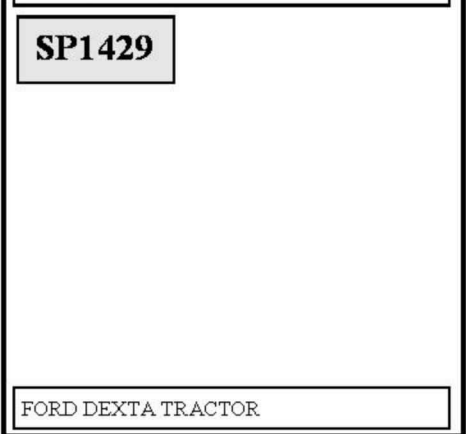
FORD CARGO 4 Cylinder



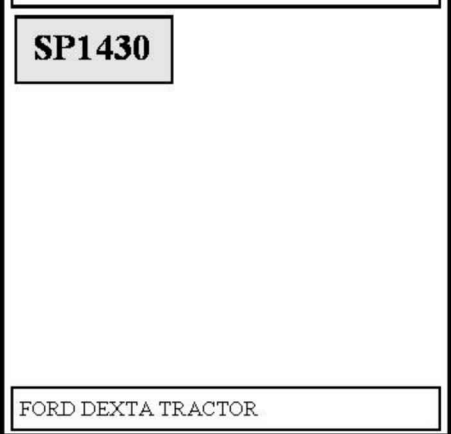
FORD DEXA TRACTOR



FORD DEXA TRACTOR



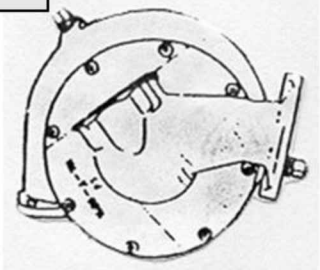
FORD DEXA TRACTOR



FORD DEXA TRACTOR

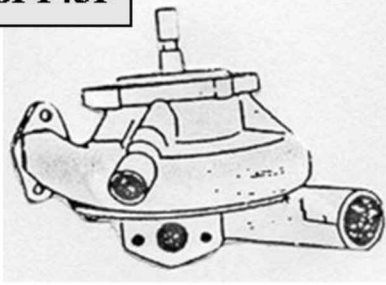
## GARDNER / HINO / INT' HARVESTER

**SP1450**




GARDNER METRO

**SP1451**



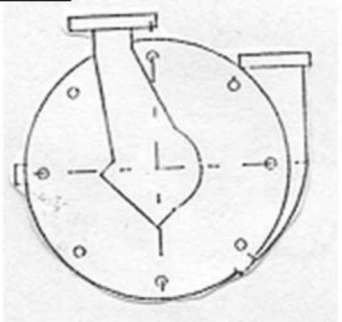
GARDNER 6 LXB

**SP1452**



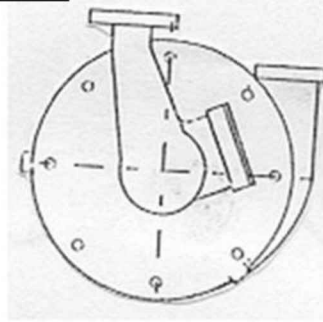
GARDNER 8LXB

**SP1453**



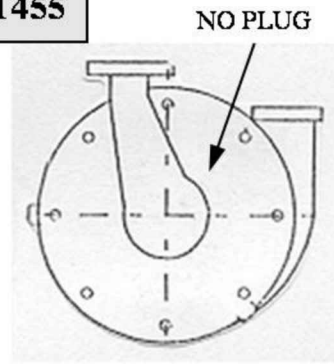
GARDNER MCW METROBUS

**SP1454**



GARDNER OLYMPIAN

**SP1455**



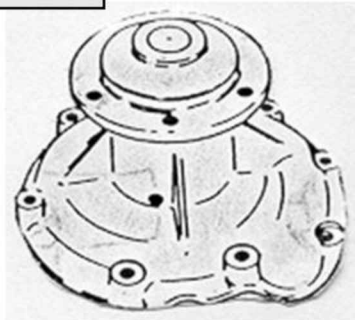
GARDNER TITAN

**SP1470**



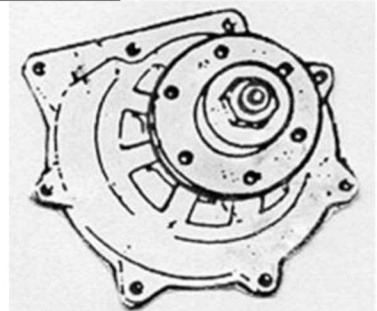
HINO EK100 / F7

**SP1500**



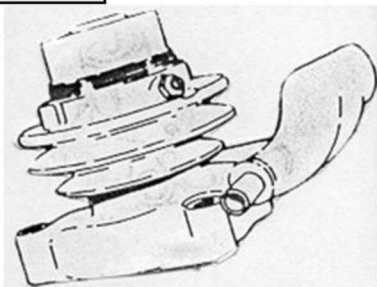
I/HARVESTER 856 With Air Con

**SP1501**



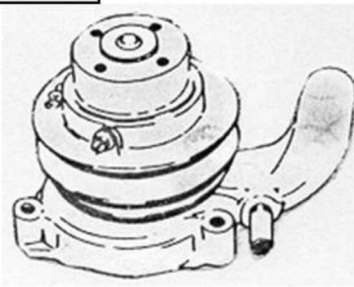
I/HARVESTER 1694 With Taper Brgs

**SP1502**



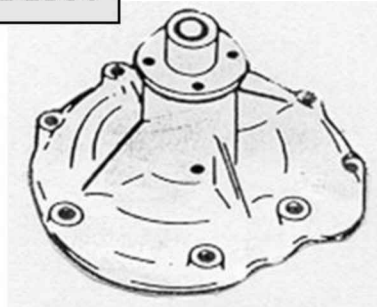
I/HARVESTER 444 + Adjustable Pulley

**SP1503**



I/HARVESTER 475 + Adjustable Pulley

**SP1504**



I/HARVESTER 444 With Alternator

## ISUZU PLANT

**SP2205**



1-13610-877, 02.801380

**SP2208**




5-13610-057—Large Bearing

**SP2211**



8-97251-184-1



**SP2206**



8-97029-07

**SP2209**




1-13610-800, 02.800990

**SP2212**



6BB1, 6BD1, 6BF1, 6BG1



**SP2207**



8-94376-863—Small Bearing

**SP2210**




8-94376-843, 02.801374

**SP2213**

**SP2208**



C240—2208 fits Komatsu / TCM—L-Bearing



## IVECO PLANT

**SP1568**



4838676—1301 120E23 etc - 196.445

**SP1579**



4813370 - 206.265

**SP1580**



98497117 - 226.334

**SP1581**



93191103 - 196.943, 196.318

**SP**

**SP1582**



9842018 DI 30CH—196.971


**SP**

**SP**

**SP**


## JOHN DEER

**SP2240**



JOHN DEER - AR29619, AR97708, AR85250

**SP2241**



JOHN DEER—RE60489, RE46238, AR92418

**SP2242**



JOHN DEER—RE500734 Powertech 4cyl 6cyl

**SP2243**



## KOMATSU PLANT

**SP2213**




Isuzu 240, C221 —Large Bearing Version

**SP2215**



6202-63-1401, 4D95



**SP2005**




113618770


**SP1252**



6736611202



**SP2214**




H20, H20-2

**SP2216**




40-2035079 / 78 / 63






## LANDROVER

**SP1530**



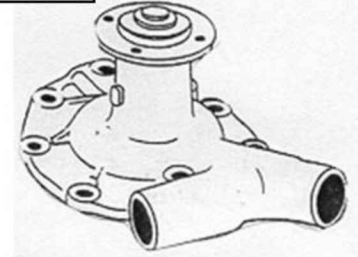
LANDROVER Early Version

**SP1531**




LANDROVER 214

**SP1532**



LANDROVER 214 Small Type


**SP1533**



STRAIGHT OUT-


MINISTRY LANDROVER 214

**SP1544**



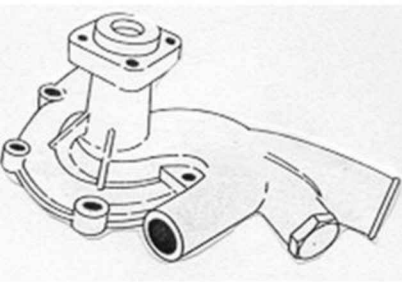
LANDROVER 109 Series

**SP1545**



LANDROVER 109 Series

**SP1546**




LANDROVER 110 Series

**SP1547**




LANDROVER 110 Series

**SP1548**



LANDROVER Discovery

**SP1549**



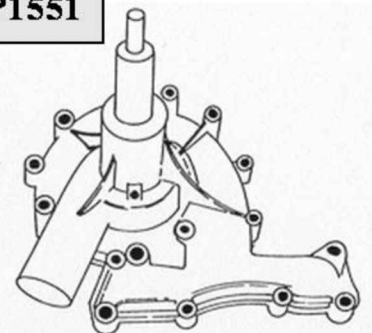
RANGE ROVER With Fixed Fan

**SP1550**



LANDROVER 110 Series

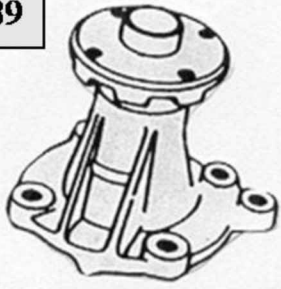
**SP1551**



RANGE ROVER Small Pulley + 3 Lugs


## LEYLAND

**SP1589**




BLMC 3.8 Leyland Roadrunner

**SP1590**




Nuffield Tractor 5.1, 5.7 Litre Early Version

**SP1591**




Nuffield Tractor 5.1, 5.7 Litre Late Version

**SP1592**



LEYLAND 20 CWT Slotted Shaft

**SP1594**




LEYLAND 154

**SP1600**


LEYLAND 350

**SP1601**




LEYLAND 400

**SP1603**



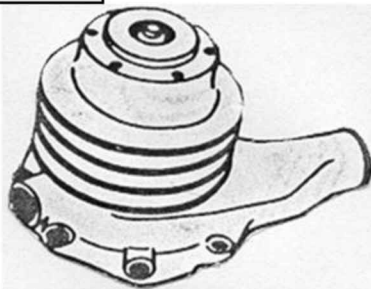
LEYLAND 401

**SP1605**




LEYLAND 402

**SP1607**



LEYLAND 410

**SP1609** Large Oil Seal fitted



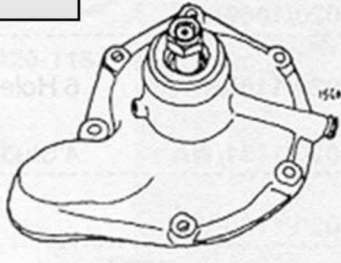
LEYLAND 411 / 420 Freighter

**SP1611**

LEYLAND T45 Roadtrain


## LEYLAND

**SP1616**




LEYLAND 680

**SP1622**



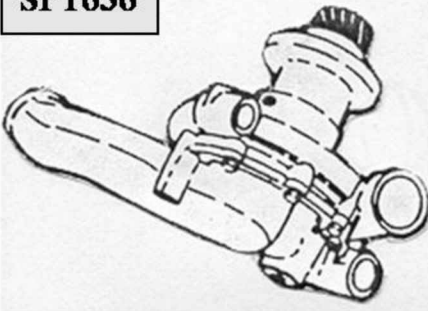
LEYLAND TL12 Buffalo

**SP1630**



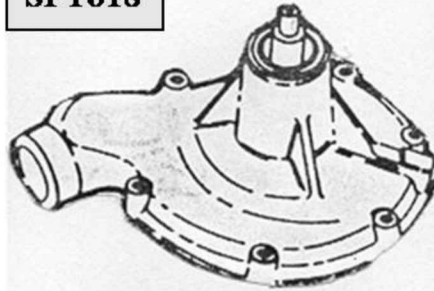
LEYLAND Leopard

**SP1636**



LEYLAND 680 PSV

**SP1618**




LEYLAND TL11 Olympian Pipe Fitting

**SP1624**




MONTEGO Diesel Turbo

**SP1632**



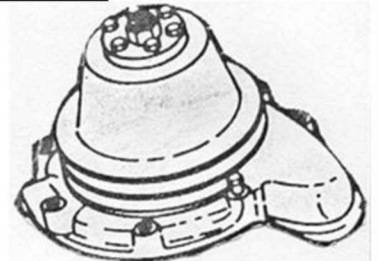
LEYLAND Bristol PSV

**SP1638**



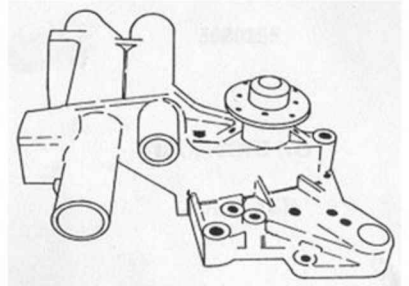
LEYLAND National 2

**SP1620**



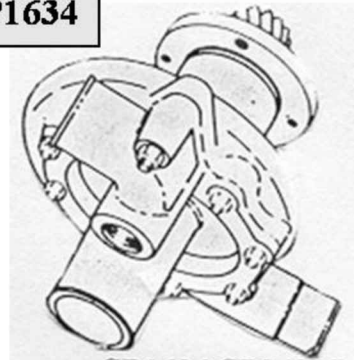
LEYLAND TL11 Octopus O/Ring Fitting

**SP1625**



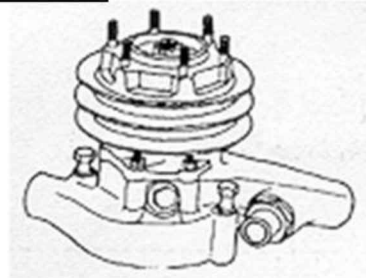
MONTEGO Diesel Turbo

**SP1634**



LEYLAND Tiger TL11

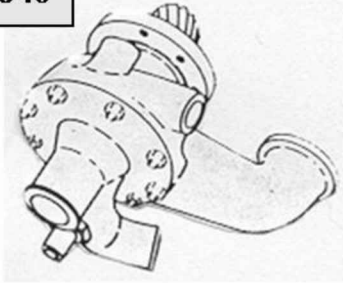
**SP1639**



LEYLAND BRISTOL Very Early PSV Engine

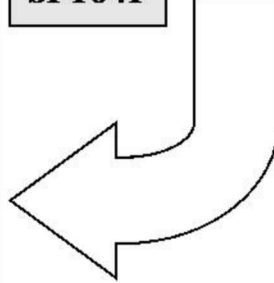
## LEYLAND

**SP1640**



LEYLAND Bristol 401 Lynx O/Ring Fitting

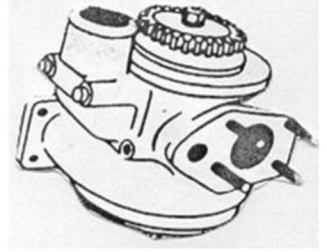
**SP1641**



As left but  
With a  
hose pipe  
Outlet as  
opposed  
to an  
o-ring

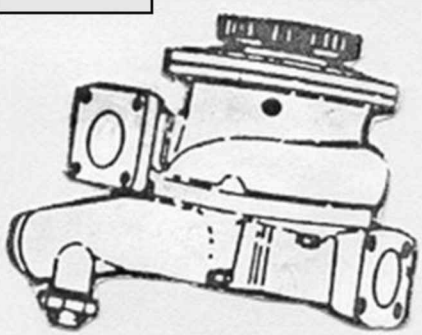
LEYLAND Bristol 401 Lynx Pipe Fitting

**SP1644**




LEYLAND 501

**SP1646**



LEYLAND 510 National 1

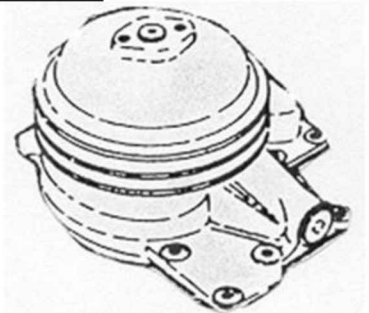
**SP1647**



Threaded Hole

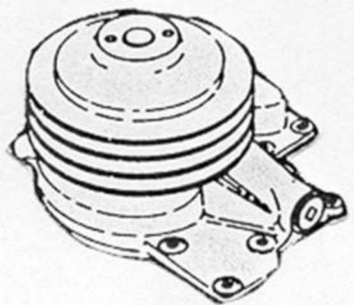
LEYLAND 510 With Threaded Hole in B/Plate

**SP1650**



LEYLAND Atlantean + 2 Groove Pulley

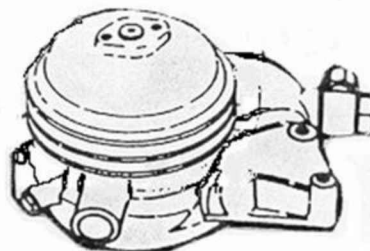
**SP1651**



LEYLAND Atlantean + 3 Groove Pulley

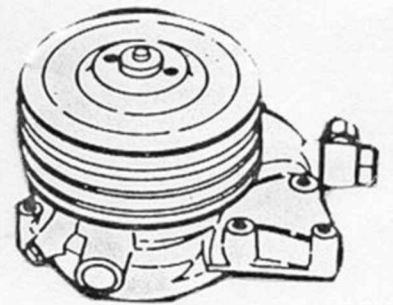
**SP1652**

As right but with a  
2 Groove Pulley



LEYLAND Early Atlantean + 2 Groove Pulley

**SP1653**



LEYLAND Early Atlantean + 3 Groove Pulley

**SP1655**

LEYLAND Fleetline + 2 Groove pulley

**SP1656**



LEYLAND Rationalised + 3 Groove Pulley

## MAZDA

**SP2300**



MAZDA—VA Straight Spout

**SP2304**



MAZDA—9018598—10

**SP2301**



MAZDA—VA Curved Spout

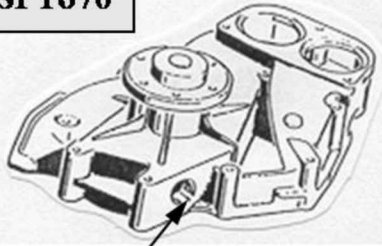
**SP2302**



MAZDA—XA, HA

## MAN / MERCEDES

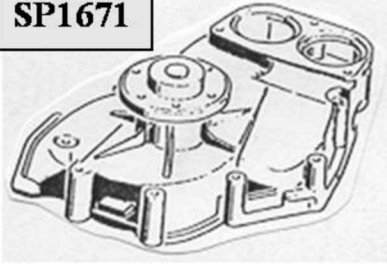
**SP1670**



Extra Outlet + Small Impeller

MAN D2530/38/56/66 16mm Shaft

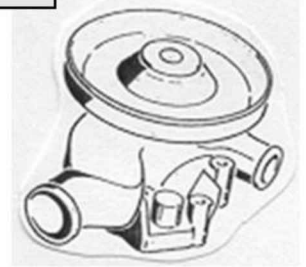
**SP1671**



Large Outlet + Small Impeller

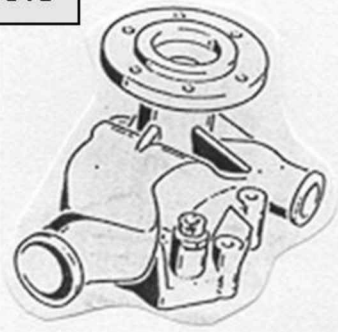
MAN D2530/38/65/66 16mm Shaft

**SP1672**



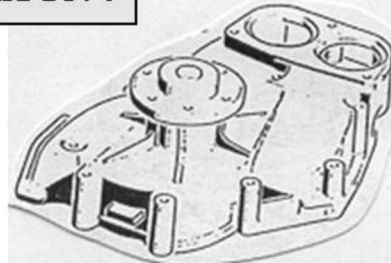
MAN G90.8

**SP1673**



MAN D0224 / 226 / 826 KO OP

**SP1674**



Large Outlet + Large Impeller

MAN D2866 16mm Shaft

**SP1675**



MAN VECTA SB220

**SP1680**



MERCEDES OM 616,617 207D / 307D

**SP1681**



MERCEDES M110,123 + Viscous Hub

**SP1682**




MERCEDES M115 BM973/974/ 230G 4x4

**SP1683**



MERCEDES OM615 BM930/927/929/932/944

**SP1684**



MERCEDES OM616 BM937/939

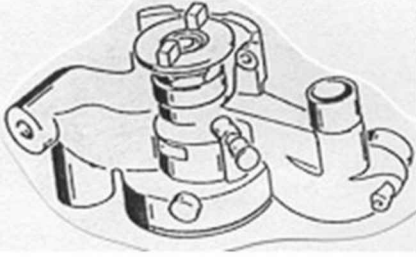
**SP1685**



MERCEDES OM617 BM910

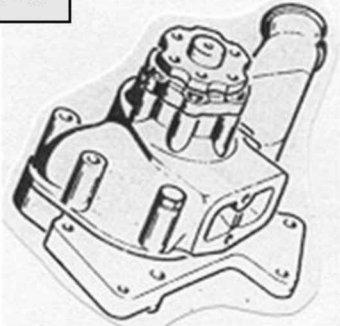
## MERCEDES

**SP1700**



MERCEDES 10/8 11/8

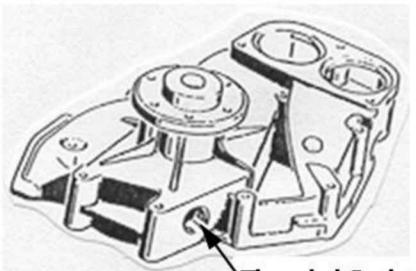
**SP1703**



MERCEDES OM352 1617

**SP1706**


15mm Shaft  
125mm Impeller



Threaded Outlet

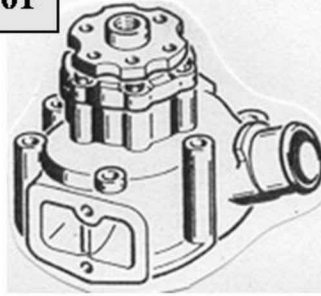
MERCEDES OM 401/402/403/404/407

**SP1709**



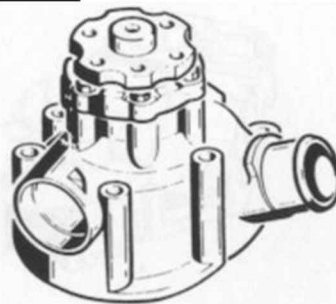
MERCEDES 1617C

**SP1701**



MERCEDES 709 OM 314

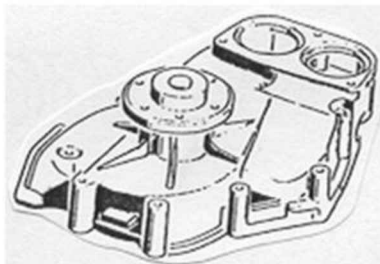
**SP1704**



MERCEDES 811 OM364 + Cooling Skirt

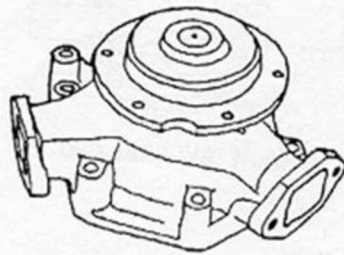
**SP1707**

15mm Shaft



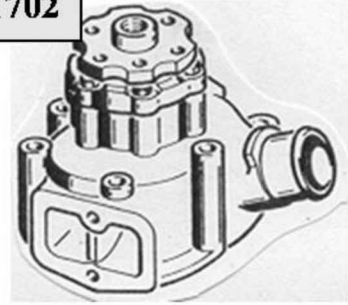
MERCEDES OM 421/422 125mm Impeller

**SP1710**



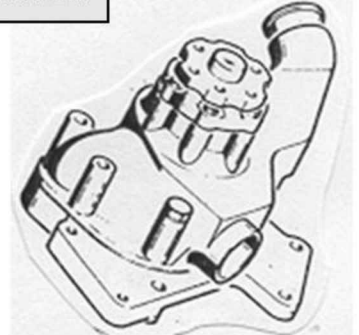
MERCEDES OM 355 BM 960-984

**SP1702**



MERCEDES 709 OM314 + Cooling Skirt

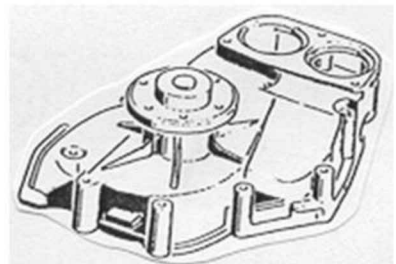
**SP1705**



MERCEDES 814 OM366 A/LA/Euro 11

**SP1708**

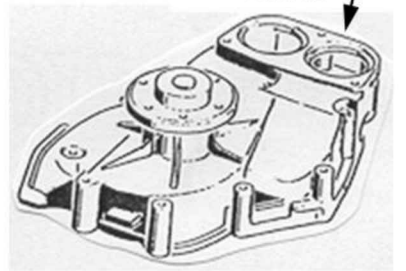
15mm Shaft



MERCEDES OM 443/444 135mm Impeller

**SP1711**

M8 Threaded Hole on side of housing required to locate a temperature sender unit



MERCEDES 2534 125mm Impeller

## mitsubishi

**SP2260**



mitsubishi—4G63, 4G64

**SP2263**



mitsubishi—K3E

**SP2266**



mitsubishi—MD030863. MD997609

**SP2261**



mitsubishi—S4S, S6S

**SP2264**



mitsubishi—4G33

**SP2262**



mitsubishi—S4E, S4E2

**SP2265**



mitsubishi—4G52, 4G53, 4G54



## NISSAN

**SP2280**



NISSAN—21010—37528 / 29 / 85

**SP2283**




NISSAN—TD27, BD30

**SP2286**



NISSAN—P40

**SP2281**



NISSAN—H20, H20—2

**SP2284**



NISSAN—H20, H25, H15

**SP2287**



NISSAN—J15

**SP2282**



NISSAN—SD22, SD25


**SP2285**



NISSAN—H20, H30


## PERKINS

**SP1730**



PERKINS 3/152 Small Pulley Boss

**SP1731**



PERKINS 3/152 Large Pulley Boss

**SP1732**



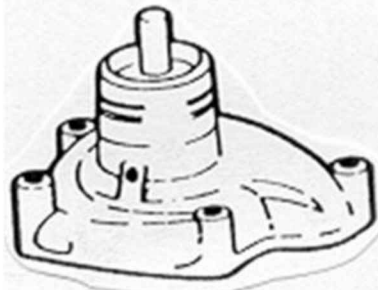
PERKINS 3/144

**SP1733**



PERKINS 3/152 + Larger Bearings

**SP1734**



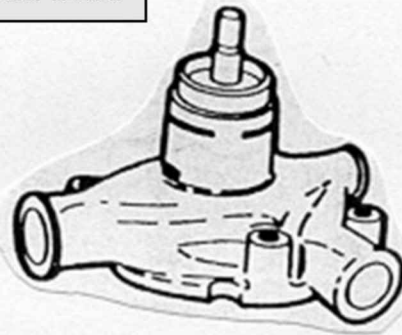
PERKINS 4/108

**SP1737**




PERKINS / COMMER TS3

**SP1738**



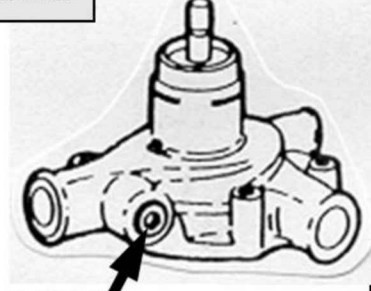
PERKINS 4/203

**SP1739**



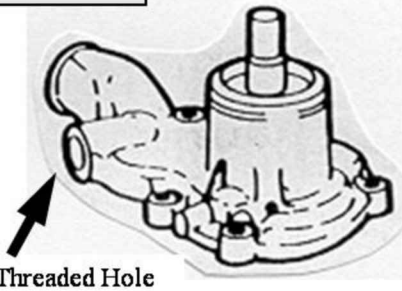
PERKINS P6

**SP1741**



Threaded Hole


**SP1742**



Threaded Hole

PERKINS 4/236 M/F 165

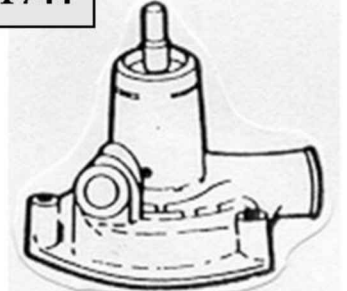
**SP1743**



Extra Spout

PERKINS 4/236 + Extra Spout

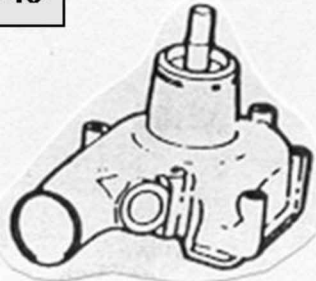
**SP1744**



PERKINS L4/270D

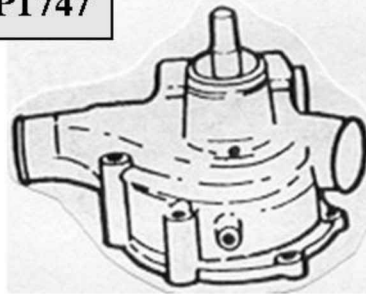
## PERKINS

**SP1746**




PERKINS 6/354 Low Position Non Turbo

**SP1747**



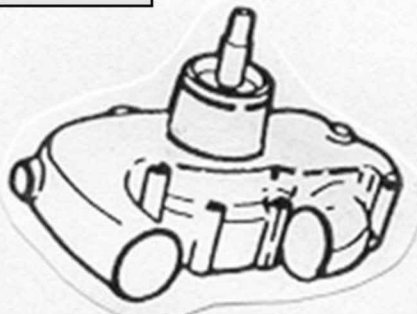
PERKINS 6/354 High Position Non Turbo

**SP1748**




PERKINS 6/354 Low Position MOD version

**SP1749**




PERKINS 6/354 High Position Turbo

**SP1750**



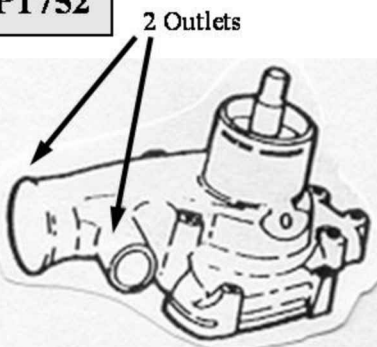
PERKINS 6/354-4 Turbo Small Shaft & Bear-

**SP1751**



PERKINS 6/354-4 Turbo Large Shaft & Brgs


**SP1752**



2 Outlets


PERKINS 6/354-4 Turbo 2 Outlets

**SP1753**



PERKINS V8 540 Engine

**SP1754**



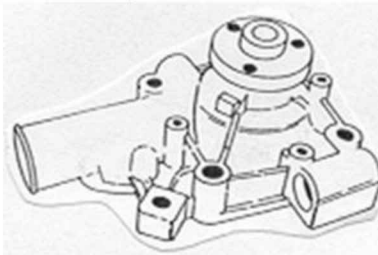
PERKINS V8 640 Engine

**SP1755**



PERKINS PHASOR

**SP1757**



PERKINS 500 Series


**SP1758**



PERKINS 4/182 Mazda 3 Litre GC Build Eng

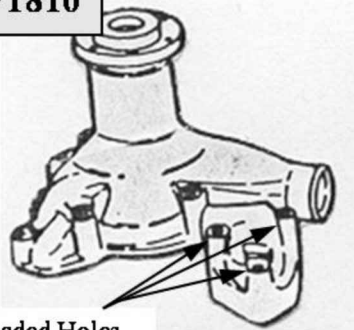
## ROLLS ROYCE / SCANIA

**SP1800**



ROLLS ROYCE 220


**SP1810**



Threaded Holes

ROLLS ROYCE 240 + 3 Threaded Holes

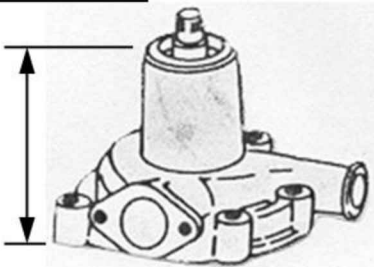
**SP1818**



ROLLS ROYCE

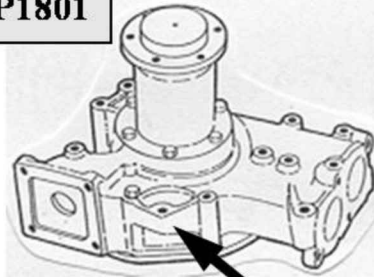
**SP1838**

145mm Tall Body



SCANIA 113


**SP1801**



ROLLS ROYCE 220 + Power Steering Bracket

**SP1811**

Large Dia Boss



Drilled Holes

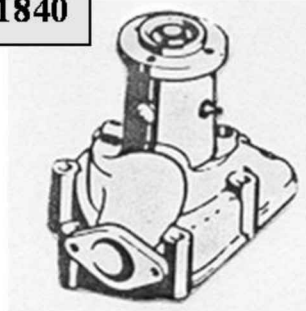
ROLLS ROYCE 240 Drilled Holes

**SP1819**



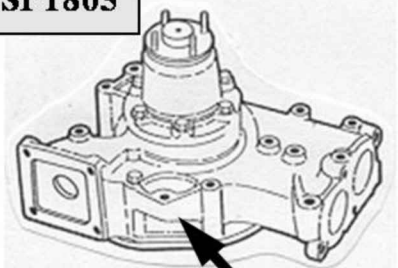
ROLLS ROYCE TX325 STRATO

**SP1840**



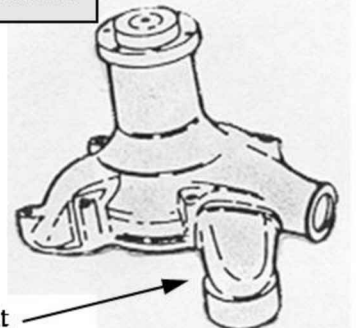
SCANIA DS10

**SP1805**



ROLLS ROYCE 265 + Power Steering Bracket

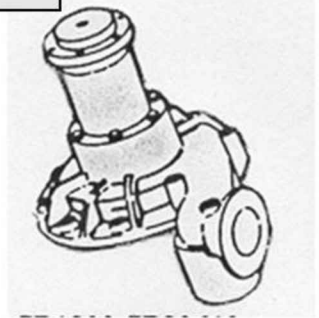
**SP1816**



Spout

ROLLS ROYCE 240 + Extra Spout

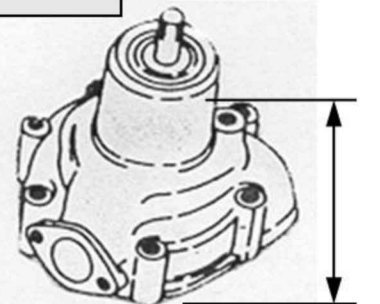
**SP1820**



ROLLS ROYCE Industrial / Plant Version

**SP1850**

145mm Tall Body

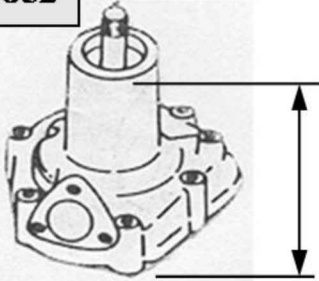


SCANIA 140

## SCANIA

**SP1852**

145mm Tall Body

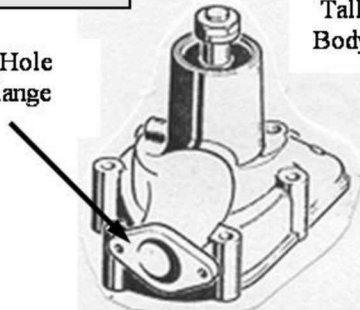


SCANIA

**SP1855**

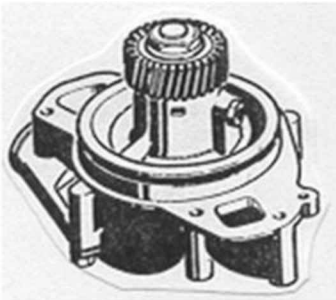
175mm Tall Body

2 Hole Flange



SCANIA DS11 + 2 Hole Flange

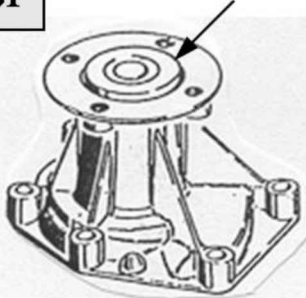
**SP1858**



SCANIA DS14 142 Series

**SP1861**

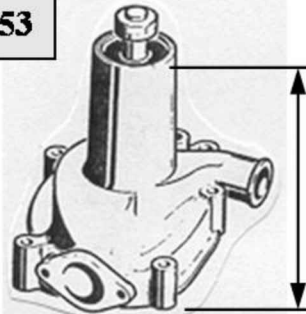
Shallow Boss



SCANIA DN9 93 Series – Early Version

**SP1853**

175mm Tall Body

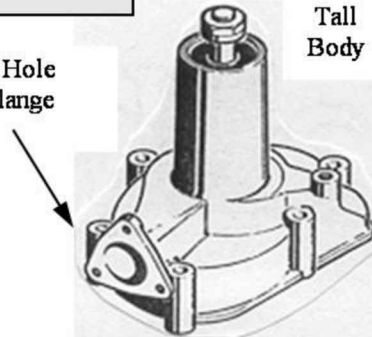


SCANIA DS8 Plant Version

**SP1856**

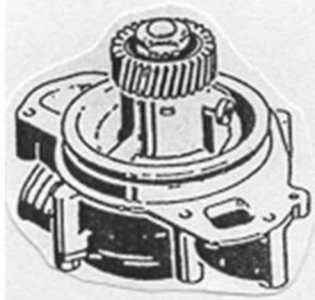
175mm Tall Body

3 Hole Flange



SCANIA DS11 + 3 Hole Flange

**SP1859**

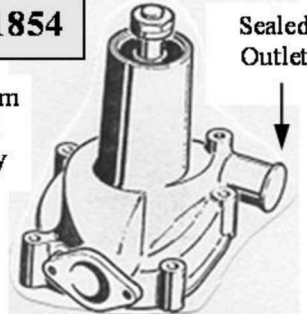


SCANIA DSC14 143 Series

**SP1854**

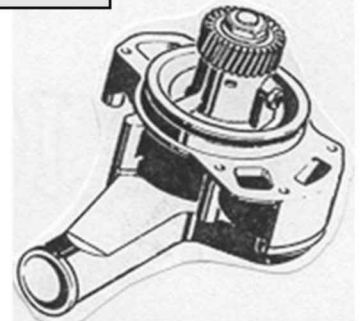
175mm Tall Body

Scaled Outlet



SCANIA DS8 Commercial Version

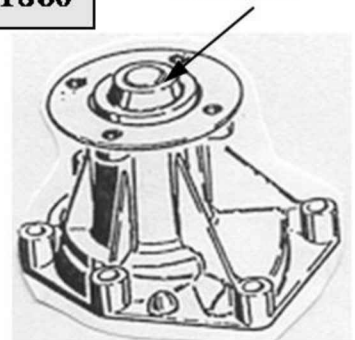
**SP1857**



SCANIA DS14 140 Series

**SP1860**

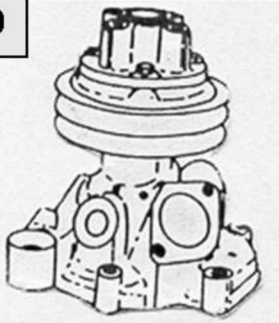
Raised Boss



SCANIA DS9 P82/92/93 Series

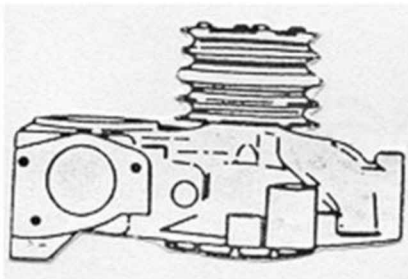
## VOLVO

**SP1900**



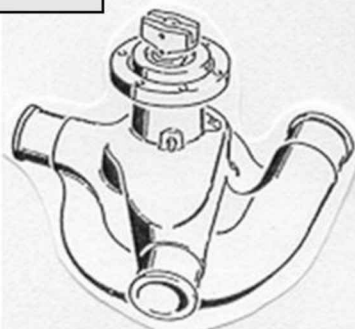
VOLVO F86 TD70E

**SP1906**



VOLVO F88 + Large 4 Belt Pulley

**SP1911**




VOLVO B58 MK3 TDH100A Early B10M

**SP1917**

AS SP1914 or SP1916  
Fitted With Twin  
Impellers


VOLVO Olympian MK11

**SP1901**



VOLVO Early F7

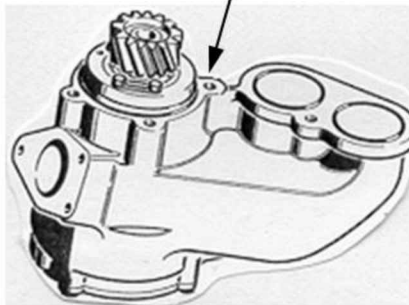
**SP1907**



VOLVO F88 + Medium 4 Belt Pulley

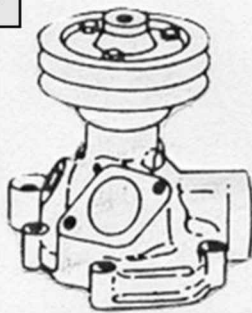
**SP1914**

4 Mounting  
Bolt Holes




VOLVO FL10 / FL12 TD102F,122FK,122FS

**SP1919**



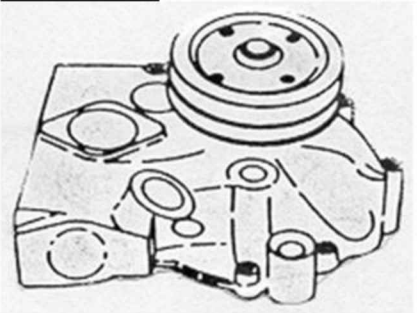
VOLVO WATER PUMP

**SP1904**



VOLVO F88 + 3 Belt Pulley

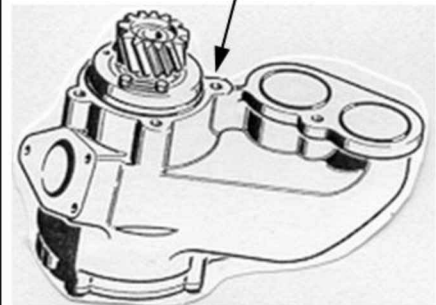
**SP1909**



VOLVO F88 + 2 Belt Pulley


**SP1916**

8 Mounting  
Bolt Holes



VOLVO FL10/N12 TD101F,102F,121F,120A

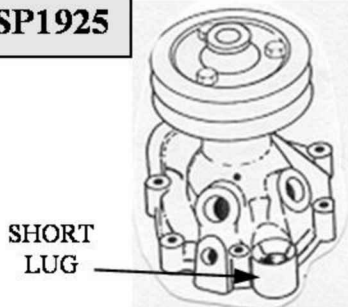
**SP1922**



VOLVO WATER PUMP

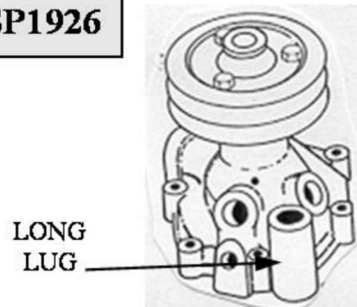
## VOLVO

**SP1925**



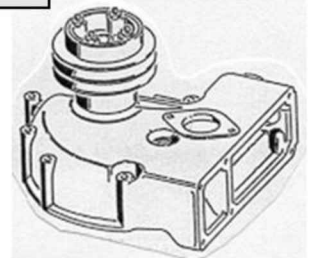
VOLVO F7 MK1 TD70G + Short Lug

**SP1926**



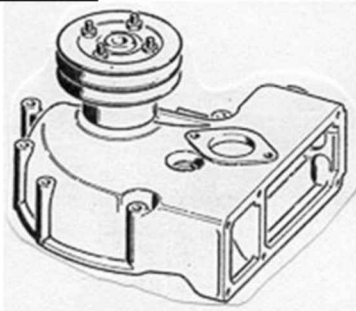
VOLVO F7 MK 2 & 3 TD70G + Long Lug

**SP1927**




VOLVO F10 TD101G,101GA

**SP1928**



VOLVO F10 TD100G,100GA

**SP1930**



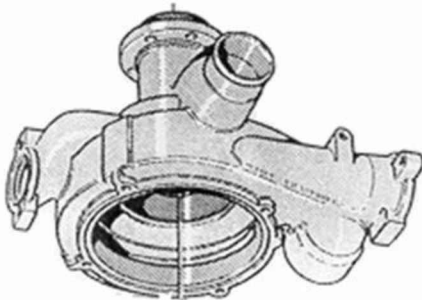
VOLVO FL6/FL7/B6 TD60F,71F,71FS

**SP1931**

AS SP1926  
WITH A LONG LUG  
BUT WITH A 4 BOLT  
PULLEY BOSS

VOLVO B55 MK 3 PSV Version Elsa

**SP1932**



VOLVO B10M TDH101,TDH101

**SP1933**

AS SP1932  
FITTED WITH  
TWO IMPELLERS &  
LARGE BACKPLATE



Intercooler Version

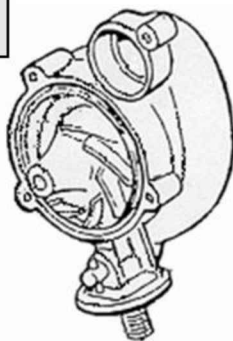
VOLVO B10M THD101,102,103,104KE

**SP1934**



VOLVO F16 TD162 16 Litre Engine

**SP1935**




VOLVO FH12 Fitted With Coolant Filter

**SP1936**



VOLVO F6, F84, N84, N85

**SP1937**



VOLVO N7, F87, N87, FB86



# EXCHANGE WATER PUMPS

Quality Re-Manufacturers & Distributors of Water Pumps for:  
Truck, Bus, Plant, Car, Agricultural, Marine & Industrial Engines.

## CORE ACCEPTANCE CRITERIA

Service Exchange Water Pumps are surcharged at the point of sale.

R

Old Units returned for credit must be returned in  
"off-engine" condition and must be  
returned within 7 (seven) working days to qualify for credit.

### WATER PUMPS WILL BE REJECTED FOR CREDIT IF

Any part of the unit is obviously missing.

R

Any brackets or castings are cracked or broken.

R

Any holes in the casing.

R

Vehicle Manufacturers names and part numbers used in this catalogue are for reference purposes only. Whilst every effort has been made to ensure that all the information contained in this catalogue is up to date and correct, inaccuracies may have occurred, of which S.P. Water Pumps will not be held responsible.

R

All transactions are subject to our conditions of sale of which will be made available upon request

R

Old units are the "lifeblood" of any Service Exchange Scheme

**PLEASE RETURN YOUR OLD UNITS PROMPTLY**

CORE ACCEPTANCE

TEL: +44(0)1925-850082 FAX: +44(0)1925-850083

Email: sales@spwaterpumps.co.uk Web Site: www.spwaterpumps.co.uk





# EXCHANGE WATER PUMPS

Quality Re-Manufacturers & Distributors of Water Pumps for:  
Truck, Bus, Plant, Car, Agricultural, Marine & Industrial Engines.

## ORDERING PROCEDURE

- ⇒ Purchase order can be sent to ourselves either by Telephone, Fax, Email or Post.
- ⇒ Upon receipt of your purchase order the unit will be despatched on overnight delivery to your designated depot anywhere in the UK.
- ⇒ Carriage will be negotiated on international transactions.
- ⇒ Exchange units will carry a surcharge which will be credited upon receipt of a similar old unit in good condition.
- ⇒ Should your requirement not be a stock item, we will instruct our carrier to collect your old unit from your designated depot.
- ⇒ The parcel should be labelled clearly with our address & postcode.
- ⇒ The receipt left by our carrier must be kept for reference purposes, (I.e. lost parcels etc) !
- ⇒ Upon arrival at our factory the following morning we will re-manufacture & despatch the unit/s for delivery to your designated depot the following day.
- ⇒ Purchase orders & delivery address must accompany all parcels

## CUSTOMER CARE

*For all your Orders, Product Information,  
General Enquiries or Solve a Problem ...*

*Contact our Sales Team*

*We are here to help from  
9.00am to 5.00pm  
Monday to Friday  
On 0044 (0) 1925-850082*

*For more detailed up to date information  
on our Company & its Product Range  
visit our web site.*

*[Http://www.spwaterpumps.co.uk](http://www.spwaterpumps.co.uk)*

## TO SPEED YOUR ORDER

We need the following details

- ⇒ Our Part Number
- ⇒ O.E Part Number
- ⇒ Engine Type
- ⇒ Engine Size
- ⇒ Engine Model
- ⇒ Number of Cylinders
- ⇒ Vehicle Application
- ⇒ Year

ORDERING PROCEDURE

**TEL: +44(0)1925-850082 FAX: +44(0)1925-850083**

**Email: [sales@spwaterpumps.co.uk](mailto:sales@spwaterpumps.co.uk) Web Site: [www.spwaterpumps.co.uk](http://www.spwaterpumps.co.uk)**

## FITTING INSTRUCTIONS

### RECOMMENDED GUIDELINES FOR INSTALLATION

- Ensure all mating surfaces are clean and that the O ring recess is clean and free from debris.
- Locate the Water Pump with care. Tighten mounting bolts evenly. Never use a hammer on the end of the shaft or on an alloy casing.
- Check hoses. If spongy or brittle, renew.
- Check fan belt/s for wear, and renew if necessary. If more than one fan belt is fitted replace the belts in sets only.
- Tighten fan belt/s to correct tension only. The vehicle handbook usually specifies about 12mm (1/2 inch) movement on the longest length (more on larger engines). Check your workshop manual. Unless you are careful to allow the recommended amount of slackness severe damage to the bearings will result. This is the prime cause of damage to Water Pumps.
- Where a viscous fan coupling is fitted, inspect the bearings for excessive wear, and check for correct operation (refer to the workshop manual). **WARNING:-** Fitting a worn viscous coupling to the new water pump will result in premature failure of the water pump bearing due to the excess vibration created.
- Check the drive pulley for wear and distortion, replace as required.
- Check drive shaft on the Gardner engine. If rounded replace the female drive on engine.
- Check the fanblades (where fitted) for distortion or missing or broken blades, which can cause out of balance forces, damaging the water pump bearings.
- Ensure that the cooling system is refilled with a 50% solution of Paraflu which will provide the necessary level of corrosion protection and maintain antifreeze protection to -35°C.
- Refill the cooling system slowly to avoid air locks. Run the engine to attain normal operating temperature. Ensure that the heater circuit is fully bled of air by turning the heater control to Hot while running the engine above idle speed. Check all pipes and hoses during running and after stopping for leaks.
- Rectify any leakage and top up the heater tank as required.
- When the engine has cooled down re-check the water level.
- Each of our Water Pumps are tested for leaks before leaving the factory. If a slight leak is visible on first fitting, it should cease after a few minutes of idle running.
- Always refer to the relevant vehicle Instruction Manual and Maintenance Book.